


KITO



ALESCIMENT





CEMENT RENDER

Weathered grain etched onto
hyper-realistic soft smudge
surface encapsulates
the true beauty of rendered cement
in porcelain tiles format.




ALES CEMENT

URBANIZATION

KITO's ALES Cement Render collection is a hallmark of understated beauty of rendered cement. With its distinctive look, rendered cement is a nod to contemporary, modernist, and brutalist architecture that plays a vital role in urbanization sprawl - Los Angeles in this case, a prime example of how urbanization transforms a city outlook forever.

Weathered grain etched onto hyper-realistic soft smudge surface encapsulates the true beauty of rendered cement in porcelain tiles format.



- ALES **IVORY**
- ALES **ASH**
- ALES **CINDER**
- ALES **COAL**



ALES IVORY



▲ SPRING K1223440MA
▲ SPRING K1223443MA
▼ TAAFFE K1893622YAM

ALES ASH

► SPRING K1223441MA ► SPRING K1223445MA
▼ SUMMER K0908021YAF





ALES
CINDER



ALES
COAL


ALES **IVORY**

ALES Ivory soften up your interior space with its light tone, bouncing off soothing vibes. It transforms the space into a tranquil sanctuary filled with calmness and coziness - a sought after refuge after a whole day long stressful work.

Available in 120x240cm

K1263525TAP

surface ● matte / lappato
format ● 60 X 120cm / 24" X 48"
thickness ● 1cm
randomness ● 6 faces



K0603525DAZ

surface ● grip
format ● 60 X 60cm / 24" X 24"
thickness ● 2cm
randomness ● 12 faces



K0603525TAP

surface ● matte / lappato
format ● 60 X 60cm / 24" X 24"
thickness ● 1cm
randomness ● 12 faces



K0633525TAP

surface ● matte / lappato
format ● 30 X 60 cm / 12" X 24"
thickness ● 1cm
randomness ● 24 faces



MOSAICO
surface ● matte
format ● 300 X 300mm



ALES**ASH**

Quaint and charming ALES Ash with its soft smudge undertone provides a subtle contrast to light- tone wood and fabric furnishing - maintaining a consistent interior order in line to minimalistic and contemporary approach.

Available in 120x240cm

K1263516TAP

surface ● matte / lappato
format ● 60 X 120cm / 24" X 48"
thickness ● 1cm
randomness ● 6 faces



K0603516DAZ

surface ● grip
format ● 60 X 60cm / 24" X 24"
thickness ● 2cm
randomness ● 12 faces


K0603516TAP

surface ● matte / lappato
format ● 60 X 60cm / 24" X 24"
thickness ● 1cm
randomness ● 12 faces



K0633516TAP

surface ● matte / lappato
format ● 30 X 60cm / 12" X 24"
thickness ● 1cm
randomness ● 24 faces



MOSAICO
surface ● matte
format ● 300 X 300mm



ALESCINDER

Breathe your interior space with a new life with refreshing and edgy ALES Cinder with its weathered medium grey aesthetic - giving your space a top-to-bottom interior refresh. Nothing shouts contemporary better than ALES Cinder.

Available in 120x240cm

K1263517TAP

surface ● matte / lappato
format ● 60 X 120cm / 24" X 48"
thickness ● 1cm
randomness ● 6 faces



K0603517DAZ

surface ● grip
format ● 60 X 60cm / 24" X 24"
thickness ● 2cm
randomness ● 12 faces

K0603517TAP

surface ● matte / lappato
format ● 60 X 60cm / 24" X 24"
thickness ● 1cm
randomness ● 12 faces




K0633517TAP

surface ● matte / lappato
format ● 30 X 60cm / 12" X 24"
thickness ● 1cm
randomness ● 24 faces



MOSAICO
surface ● matte
format ● 300 X 300mm




ALESCOAL

Give your space a favour - introduce a touch of whimsy with ALES Coal's dusky yet urbane nuance. Evoke a cheeky-glam atmosphere with eccentric furniture pieces to create an exuberant ambience throughout your space.

K1263518TAP

surface ● matte / lappato
format ● 60 X 120cm / 24" X 48"
thickness ● 1cm
randomness ● 6 faces



K0603518DAZ

surface ● grip
format ● 60 X 60cm / 24" X 24"
thickness ● 2cm
randomness ● 12 faces



K0603518TAP

surface ● matte / lappato
format ● 60 X 60cm / 24" X 24"
thickness ● 1cm
randomness ● 12 faces




K0633518TAP

surface ● matte / lappato
format ● 30 X 60cm / 12" X 24"
thickness ● 1cm
randomness ● 24 faces



MOSAICO
surface ● matte
format ● 300 X 300mm





LIVING ROOM APPLICATION

Capture a more cultivated feel for your living space with snazzy and elegant ALES Collection. Jazz up your living space with urbane furniture and decor pieces to achieve that cosmopolitan look.





COMMERCIAL APPLICATION

Go above and beyond with ALES Collection's timelessly chic appeal, tailor-made for a posh and upscale retail space such as yours - all for a better retail experience for your target demographic.





OUTDOOR APPLICATION

Invite in the right amount sunlight into your space - with soft gleam of ample reflection bouncing off ALES Collection's neutral palette, allowing your courtyard space to feel breezy and airy.





KITCHEN APPLICATION

Contemporary and trendy ALES Collection allows you to style up your kitchen with minimal effort yet resulting in remarkable interior styling that matches your personality and your impeccable taste in good design..



• SPRING WOOD K1223440MA



BATHROOM APPLICATION

Contemporary and trendy ALES Collection allows you to style up your bathroom with minimal effort yet resulting in remarkable interior styling that matches your personality and your impeccable taste in good design.



TECHNICAL SPECIFICATIONS

TECHNICAL FEATURES	EURO STANDARD	CHINESE STANDARD (GB/T00-2015)	TEST METHOD	KITO ALES ACTUAL VALUE		
				600x600x20mm	600x600x10mm	600x1200x10mm
Water Absortion	≤0.5%	≤0.5%	UNI EN ISO 10545-3	0.05%	0.08%	0.08%
Breaking Strength	≥1300N	≥1300N	UNI EN ISO 10545-4	>9114N	2356N	3690N
Abrasion Resistance	-	-	UNI EN ISO 10545-7	Class 3	Class 3	Class 3
Modulus of Rupture	≥35	≥35	UNI EN ISO 10545-4	>42	42	38.6
Slipperiness	Declared Value	Declared Value	DIN 51130	R11	R10	R10
Thermal Shock Resistance	Testing Method Available	Testing Method Available	UNI EN ISO 10545-9	Conform	Conform	>
Frost-Resistance	Testing Method Available	Testing Method Available	UNI EN ISO 10545-12	Conform	Conform	Conform
Chemical Resistance	Testing Method Available	Minimum class B	UNI EN ISO 10545-13	Class A	Class A	Class A
Stain Resistance	≥ class 3	≥ class 3	UNI EN ISO 10545-14	Class 5	Class 5	Class 5

Each different tiles series is produced to meet different performance requirements. For specific product technical performance, please request from **KITO** sales team or their agent or distributor.

Colour Variations: Since the colour reproduction in this printed piece will vary from the actual tile colours, final selection should be made from tile samples. Colour, shade and glaze variations may exist due to the inherent characteristics of porcelain tile.

PACKING SPECIFICATIONS

SIZE (mm)	BOX			PALLET				CONTAINER			
	PCS	SQM	KG	CTN	SQM	KG	SIZE	PLT	CTN	SQM	G.W.
600 x 1200 x 10	2	1.44	34.5	35	50.40	1208	96X124	21	735	1058.40	25358
600 x 600 x 10	4	1.44	32.0	36	51.84	1152	110X110	22	792	1140.48	25344
300 x 600 x 10	8	1.44	32.0	40	57.60	1280	110X110	20	800	1152.00	25600
600 x 600 x 20	2	0.72	34.0	36	25.92	1224	110X110	22	792	570.24	26928

KITO

Guangdong KITO Ceramics Group Co., Ltd.
Building T6 Smart City, Jihua 1st Rd,
Chancheng District, Foshan City, Guangdong Province, China 528000

T +86 757 82533869 F +86 757 82533866 E thankyou@kito.cn

www.kitoceramics.com

