



E-PAI Architectural

E-PAI DOOR HANDLE NO.1 EXPORT BRAND OF CHINA

匠心品质点饰美门 · 人文关怀首选一派

In 1997, Mr. James Lam recruited 8 workers in Guicheng to start the production of door handles. In 2005, Mr. James Lam moved the factory to Yanbu, a famous hardware town. In that year, he proudly produced his own stainless steel color-separated pull handle with a brand symbolizing "Striving for No. 1" - "Yipai e-PAI". Since then, EPAI's legendary history is kicked off.

Since then, Yipai has been adhering to its own unique concept-the handle is an extension of manpower-to design and produce products. The stainless steel handle is a timeless masterpiece of stainless steel, so it has been favored by the world's top brands. It is awarded the cooperation to interpret the production and design of their brand products. Many classic styles have begun to attract wide attention.... what we do is just to let people in I feel it when I touch the handle Friendly, comfortable, happy, friendly and powerful.

In this 20-year history, the faction is growing. We are innovative, whether it is a functional building that advocates a simple style or an ancient castle full of history, we can always find the most suitable one in our products.

Keeping up with the spirit of the times, insisting on standing at the forefront of the trend, and committed to developing the craftsmanship of the handicraft tradition.

Today, in this spirit, through the efforts of a group of craftsmen, the product line has been successfully expanded.

The eternal stainless masterpiece extends to Staircase railing products and engineering solutions, frameless glass shower room products and engineering solutions.

With the advantages of self-produced stainless steel pipes, we will open up new territories to decorate the world with a group of building materials.

This is us, from China,

A group of EPAI.

1997年，James Lam先生在桂城招聘了8名工人开始门拉手的生产。2005年，James Lam先生将工厂搬至五金名镇-盐步。

在那一年，他骄傲地把自己生产的不锈钢分色拉手上印上了象征力争第一的牌子——“一派E-PAI”。

从那时起，EPAI的传奇历史被拉开序幕。

从那以后，一派一直秉承自己独特的理念——拉手是人手的延伸——来进行产品的设计及生产。

不锈钢拉手永恒的不锈杰作，于是得到世界顶尖品牌的青睐一派被授予合作诠释他们品牌产品的生产与设计，许多经典的款式开始广受关注……。

我们所做的一切只是为了让人们在接触到把手的一刹那感受到它的亲切、舒适、快乐、友爱与力量。

在这20多年的历史之中，一派在不断成长。我们推陈出新，无论是崇尚简约风格的功能性建筑还是充满历史气息的古堡，总能够在我们的产品中找到最适合的一款。

紧跟时代精神，坚持站在潮流的前沿，并且致力于发展手工业传统的工匠精神。

如今，我们本着这样的精神，通过一派匠人的努力，产品线成功获得拓展，永恒的不锈杰作延伸到楼梯栏杆产品以及工程方案解决。

无框玻璃淋浴房产品及工程方案解决。

凭着自产不锈钢的优势，开疆辟土将一派建材装点更美的世界。

这就是我们，来自中国，

一派EPAI。



EPAI the standard of quality door handle

SCHEME OF INSTALLATION

MANUFACTURE AND sales of various architectural and components technical
Data subject to change all rights reserved 2020 by EPAI.

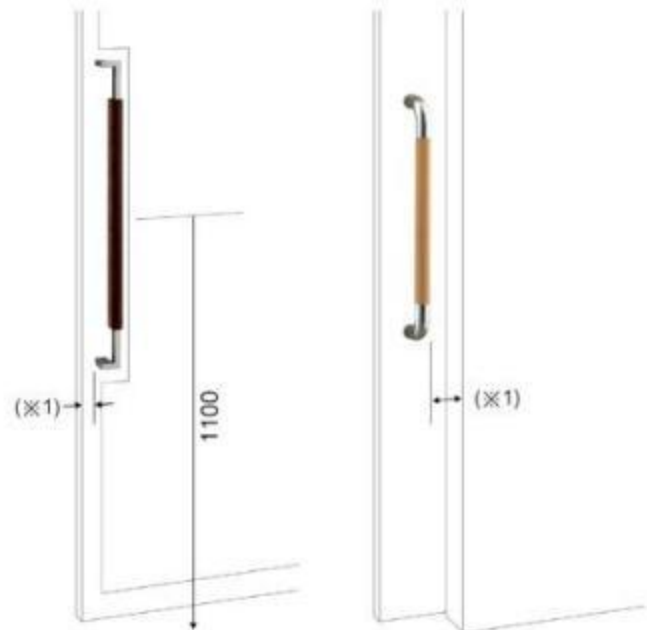
生产与销售各种建筑设施与组件技术，
数据主题的变更有一派版权所有 2020

- All the door handle good quality get better control, we strategically produce high-quality stainless steel pipes by ourselves.
- All the handles we produce are made of stainless steel pipes with international special quality.
- 304 stainless steel parts in the product are made of pipes with 1.2mm-1.5mm wall thickness.
- All handle can be installed on glass door, wooden door, and framed door.
- Major fittings in handle are made of stainless steel, minor are made copper or steel
- 12mm-15mm handle installation holes are suggested on glass door
- Please install the handles after finishing building decoration
- Clean the handle at least once a week

- 所有的门把手质量得到更好的控制，我们战略性地自己生产高品质的不锈钢管。
- 我们生产的拉手全部选用符合国际特高品质的不锈钢管进行生产。
- 产品所使用 304 不锈钢均使用 1.2mm-1.5mm 厚壁管生产
- 所有拉手均可以安装于玻璃门、木门、有框门
- 所有拉手配件（螺丝对抽等）主要是 不锈钢，附属配件有铜或者铁
- 玻璃开孔尺寸建议开直径 12mm ~ 15mm
- 请在装修结束后再安装拉手
- 每周至少将拉手清洁一次

安装位置 / Mounting Position

建议安装手柄与地板控制 1100mm 中心测量。
It is recommended to mount handles with a floor-to-grip-center measurement of about 1100mm.



根据门把手及配件，请确保有足够的空间在门端 (※1) 拉侧 (※2) 避免手指被夹。
Depending on the Door Handle and fittings please ensure adequate space at the door end (※1) & pull side (※2) to avoid fingers being pinched.

安装孔 / Mounting Hole



Fixing method	Handle Dia	Fixing accessories	Adaptive scale
<p>Single side fixing A1</p>	<p>>φ25</p> <p>>φ32</p> <p>>φ25</p>	<p>2 each set screws M8X30</p> <p>2 each set screws M8X70</p> <p>2 each set screws M6X30</p> <p>2 each set screws M6X70</p>	<p>Fix in glass door 8-15mm</p> <p>Fix in timber door 30-50mm</p> <p>Fix in glass door 8-15mm</p> <p>Fix in glass door 30-50mm</p>
<p>Single side fixing A2</p>	<p>>φ25</p>	<p>2 each set screws ST 6.3x40</p>	<p>Fix in glass door >30mm</p>
<p>Single side fixing A3</p>	<p>>φ25</p> <p>>φ25</p>	<p>2 each set screws M8X45</p> <p>2 each set screws M8X75</p> <p>2 each set screws M6X50</p> <p>2 each set screws M6X75</p>	<p>Fix in glass door 8-12mm</p> <p>Fix in timber door 35-45mm</p> <p>Fix in glass door 8-12mm</p> <p>Fix in timber door 35-45mm</p>
<p>Single side fixing B1</p>	<p>>φ25</p> <p>>φ25</p>	<p>2 each set screws M8X45</p> <p>2 each set screws M8X75</p> <p>2 each set screws M6X50</p> <p>2 each set screws M6X75</p>	<p>Fix in glass door 8-12mm</p> <p>Fix in timber door 35-45mm</p> <p>Fix in glass door 8-12mm</p> <p>Fix in timber door 35-45mm</p>

Special Bend Handle

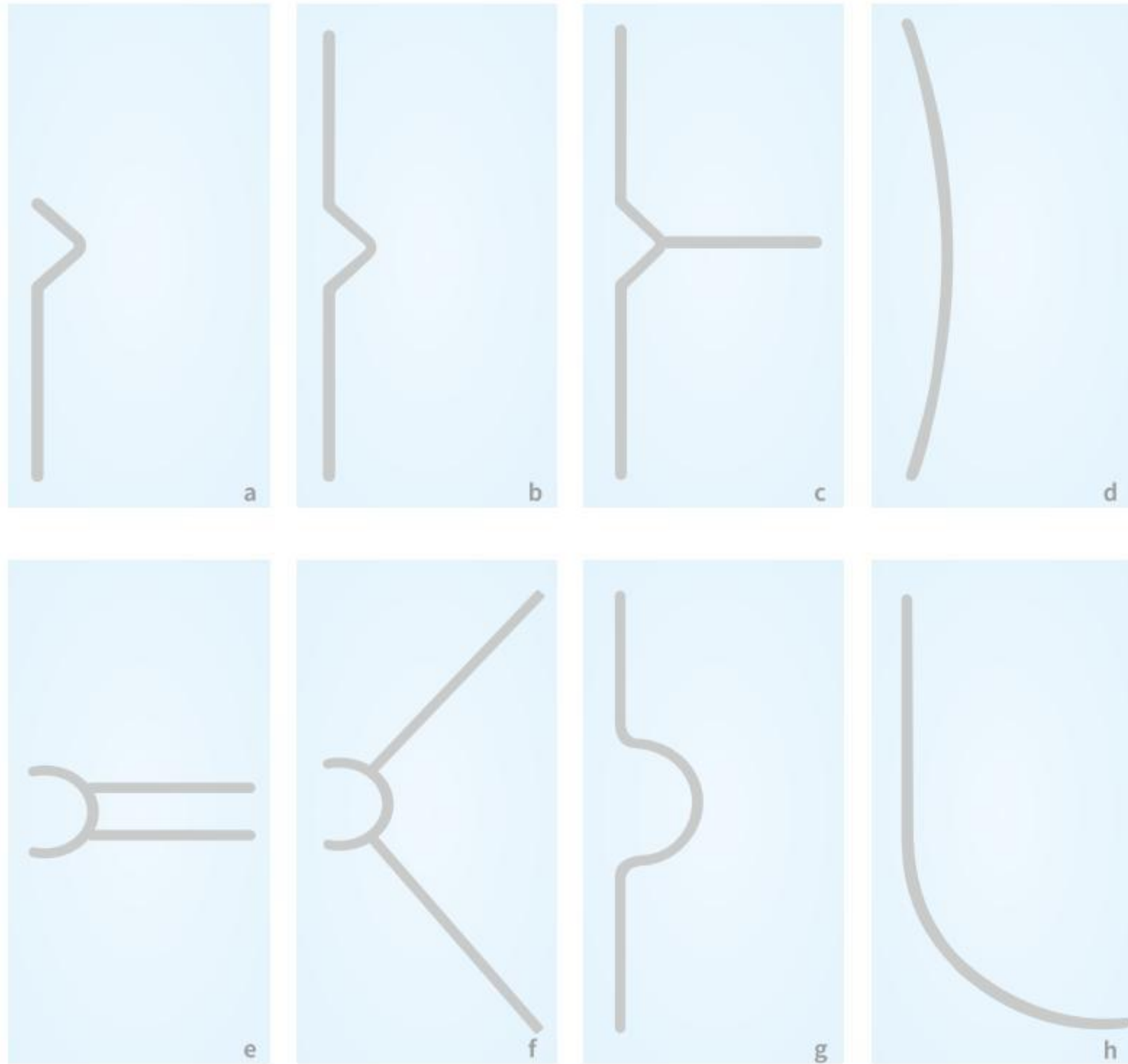
Welcome customers DIY order

Design proposals

Pull handles round series

EPAI handle
 EPAI has superb bending technology
 Produce a variety of line and shape door handles

The following is the reference provided:



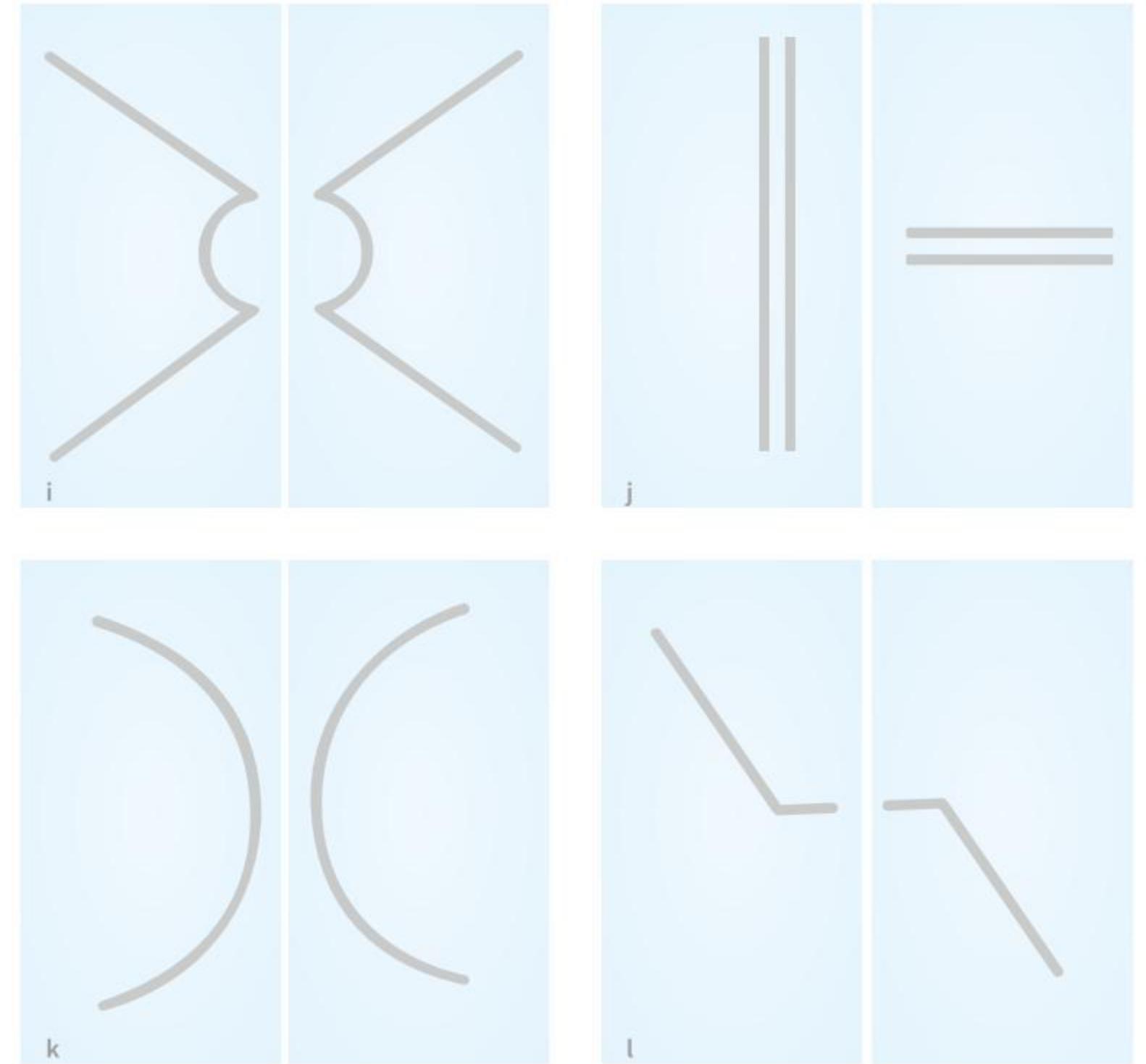
The stainless steel handle design shown here aims to provide creative assistance to architects, planners, designers, retailers and builders. Please be sure to provide detailed information on door type, material and weight. We must provide accurate drawings before we can provide quotes or out-of-stock orders.

Handing details cf. page 578

Design proposals

























Pull handles round series


















When the handle is installed on the door, it is actually an artistic technique, which often allows the commercial space to enhance the style through different combinations of shapes.



FOR detailed information on fixing, please turn to page 454.

Door handle MATERIAL CODE

 <p>Antique Bronze YB</p> <p>The yellow bronze color system has a strong visual impact and is heavy, natural, profound and harmonious.</p>	 <p>Red Brass RB</p> <p>It gives people a sense of stability and peace of mind, and a sense of time and weight.</p>	 <p>Satin BSN</p> <p>Sanding is to make the surface of the board smooth and increase the strength of the surface at the same time, the thickness is uniform, suitable for various veneer processes, suitable for various standard structural parts, and convenient for decoration and production.</p>
 <p>Polished Antique Brass PAB</p> <p>The brightness of the surface gives the heavy bronze a sense of time and makes the texture more active.</p>	 <p>Satin Antique Brass SAB</p> <p>Such as the experience of thousands of years of precipitation, heavy, simple, full of sense of history.</p>	 <p>Aluminum AL</p> <p>Space aluminum is an aluminum magnesium alloy that has undergone special treatment such as high temperature oxidation. It can withstand thousands of degrees of high temperature and strong impact. It is an aluminum product with high strength and anti-corrosion properties, and it is lightweight and durable.</p>
 <p>Titanium TI</p> <p>Titanium is extremely hard, light in weight, and can resist erosion. Its unique color tone has a good performance whether it is high polish, mercerized or matte.</p>	 <p>Stellate Spots Titanium SP+TI</p> <p>Titanium is extremely hard, lighter, and can resist erosion. Star holes are made on the surface to make titanium no longer monotonous and richer in layers.</p>	 <p>Stellate Spots Sand SP+SN</p> <p>The low-key sanding surface is marked with star holes, making the sanding layer more abundant, and it looks like stars from a distance.</p>
 <p>Titanium Black TB</p> <p>Titanium black is an environmentally friendly non-toxic inorganic pigment with pure blackness, which meets food-grade safety standards.</p>	 <p>Sand Black SB</p> <p>Unique sand-like black, noble, low-key and luxurious, with subtle changes in color.</p>	 <p>Matted Black MB</p> <p>A kind of black. The matte surface and fine particle processing make the black more mysterious and noble.</p>
 <p>Acrylic ACR</p> <p>It has good transparency, chemical stability, weather resistance, easy dyeing, easy processing, beautiful appearance, and has a wide range of applications in the construction industry.</p>	 <p>Black Leather BL</p> <p>The natural black skin pattern, black mysterious, is a color with many different cultural meanings. The combination of black and white will never go out of style and has always been at the forefront of fashion.</p>	 <p>Brown Leather BRL</p> <p>It is elegant, simple, solemn and elegant, and is a relatively subtle color.</p>
 <p>Orange Leather OL</p> <p>It has bright, gorgeous, healthy, excited, warm, joyous, brilliant, and easy to move color sense.</p>	 <p>Red Leather RL</p> <p>Red is a symbol of life, vitality, health, passion, vigor and joy.</p>	 <p>Yellow Leather YL</p> <p>It feels comfortable and gives a light, transparent, brilliant and hopeful color impression.</p>
 <p>Red Teak RT</p> <p>Corrosion-resistant, abrasion-resistant, shiny as new, beautiful pattern, elegant color tone, good stability, and low deformation.</p>	 <p>Maple MA</p> <p>Maple wood is not only a wonderful flower in the natural landscape, but also a good material for architectural decoration. The colors are coordinated and unified, highlighting the quiet, elegant and practical style.</p>	 <p>Oak OAK</p> <p>It has a relatively distinct mountain-shaped wood grain, and the touch surface has a good texture. It has excellent toughness and can be processed into various bends as required, which is quite aesthetic.</p>
 <p>Sapele SA</p> <p>The bark surface has long, shallow pits. Log sections often show rust color. The trunk panel has dark and light ribbon patterns and variable ribbon luster, so it presents the colors of traditional Chinese landscape painting and ink painting.</p>	 <p>Rose Wood RW</p> <p>Rosewood has fine wood, beautiful color and clear texture. It is a very rare and precious material for furniture and handicrafts.</p>	 <p>Fraxinus mandshurica Rupr FMR</p> <p>The wood structure of Fraxinus mandshurica is thick, the texture is straight, the pattern is beautiful, shiny and hard. It has the characteristics of elasticity, good toughness, wear resistance and moisture resistance.</p>

 <p>Beech BH</p> <p>The hardness of beech wood is higher than ordinary wood, and the wood is relatively heavy, which is also a manifestation of the "nobleness" of beech wood.</p>	 <p>Teak TE</p> <p>Teak has strong corrosion resistance and abrasion resistance to a variety of chemical substances, its gloss is as bright as new, the pattern is beautiful, the color is elegant and durable, the stability is good, and the deformation is small.</p>	 <p>Black Walnut BW</p> <p>Wood has high specific gravity, hardness, strength and rigidity, and strong impact resistance. It is a symbol of nobility and elegance.</p>
 <p>Striped Wood STW</p> <p>Striped wood is pleasing to the eye, with harmonious texture, fine and uniform structure, heavy and hard material, stable dimensions of dry wood, bright rhyme and breeze, and quiet fashion can be well reflected.</p>	 <p>Wenge Wood WW</p> <p>It is named because of the texture similar to "chicken wings". The texture is staggered, clear, and the color is abstract. Among the mahogany, it is a relatively beautiful wood with a slight fragrance.</p>	 <p>Ebony EB</p> <p>Ebony wood with stripes arranged in different shades. The structure is simple and uniform, corrosion resistant, durable, hard and heavy, and delicate. It is a very rare and precious material for furniture and handicrafts.</p>
 <p>Matted Black Wood MBW</p> <p>A kind of surface treatment of logs, the color is elegant and durable.</p>		
 <p>BCR Brushed chrome</p>	 <p>ABCU-M Antique Brass (matt lacquer/brushed effect)</p>	 <p>AVFE-M Antique pewter/iron (matt lacquer/vibratile effect)</p>
 <p>MNI Matt nickel</p>	 <p>AVCU-M Antique Brass (matt lacquer/vibratile effect)</p>	 <p>PCR Polished chrome</p>
 <p>MBLK Matt black(RAL9017)</p>	 <p>PCU-B Polished Brass(bright lacquer)</p>	 <p>ORB-B Oil rubbed bronze (bright lacquer)</p>
 <p>AVBR-M Antique english/brass (matt lacquer/vibratile effect)</p>		



亲切 FUNCTION TO CALL TO YOUR FEELING

Understand the stability, "friendly" feel after contact

Hand touches a wide variety of items in everyday life.

At the same time as the complicated movements such as 「grip」, 「push」 and 「pull」 occur, the feelings of contact with the hands produce various feelings in our hearts.

The first contact in the new space is the door handle, which plays the most important role: through it, the point of the impression of the space that opens inside the door after it is opened.

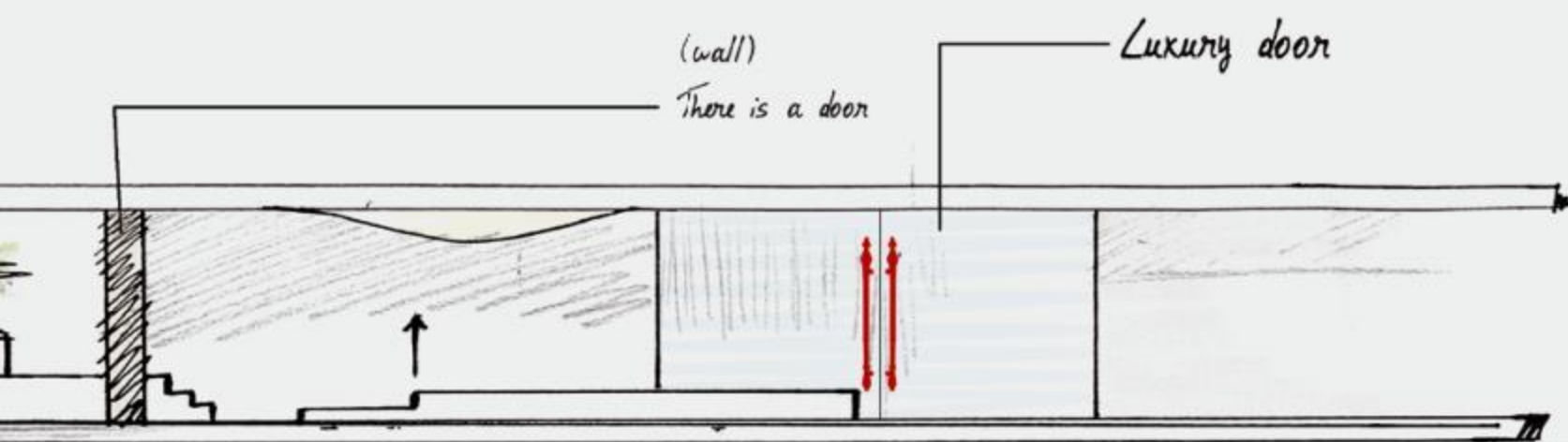
The feeling of contactlessness in the moment of contact, the opening of the door, the sense of fit and charm through the moisturization of the skin, taking into account the ergonomically comfortable shape. . . . The body of the E-PAI company has pursued such a door handle that caused such a feeling of heart.

「Anything that is friendly, safe, and feels good to anyone's hands」, 「A soft touch that can cause good memories in any short-term moment」, and therefore "no hesitation" A high-quality product that "touches the joy" feeling -

E-PAI's door handles pursue the possibility of function and added value, forming a sensible "friendly".

Once your company holds the E-PAI door handle, we will fully support your company's efficiency increase and corporate development. Once you join the E-PAI company, we will treat you as a part of our family and take care of your career growth. Happy companionship.





DESIGN 舒适 TO APPEAL TO REASON

Found, felt, "friendly" expression

The top priority among the five senses is "vision." The impression it caused, the impression is faster, more direct and profound than any feelings affect people's mentality.

The particularly soft curve creates a "friendly" feeling while causing a good atmosphere in the heart. The "friendly" feeling in this form creates a special landscape in the process of urban linearization. By the way most people are visually informed of the rational side - and thus the people are controlled to create a calm mindset is what E-PAI has to consider.

More than just simple component materials, in general, parts and design concepts play a key role in building materials such as door handles and railings. The curve type that is very difficult in the technical performance of the foundry, the flow of the same natural line, the coincidence of the space, the simplicity, etc., embodies the very natural 「combination of beauty and function」 of the E-PAI company.

In the atmosphere of joy and peace of mind, through the feeling of the eyes... E-PAI's door handles and handrails form a rational "friendly" form.



快乐 INTERNET TO PASSING HAPPINESS

Hope to pass from hand to hand, "friendly" product network

People's "hands" have created a wide variety of products, practical products, products of high cultural taste, overwhelming fashion products... So far, they are creating the focus of people's attention. The feeling of coming out.

The comfort and reassurance of the heart makes people show an intimate and peaceful expression. However, the product development of modern social reality has entered a period of full maturity, and one aspect has gradually lost the expression of satisfaction. In turn, people who have turned their eyes to the natural environment of the wild and forest baths have gradually increased. Perhaps people are already tired of modern society.

When people expect convenience and peace of mind - at this time, the E-PAI company is thinking: meeting the expectations of people who see and contact products is the time to create products where people first feel the convenience and peace of mind.

Let the people who do not care produce the heart, let the men, women and children can feel the good, convenient and safe feeling of the product directly by hand... It can directly convey the gentle feeling of the creator, and the various people touch the product. The creator's philosophy is understood by a wide range of users through the product network.

When this product network penetrates into the whole society, people's peace of mind and comfort can change the surrounding environment. This is the central idea pursued by the E-PAI company.

Starting from E-PAI, it's amazing, hand-to-hand conveys "friendly"

Note: E-PAI Company - China Company Name





"Friendly" Form 友爱 FREQUENT FEELINGS...

The "friendly" form is where we live in a variety of buildings.

The mainstream of modern society is keenly and profoundly pursuing the beautification of the city. Therefore, in addition to the universal functions required by people, building hardware such as door handles must be adapted, valued, and urban.

Creating a product that is "friendly" to people is a big issue for creators to express "kindness".

Here, E-PAI has a unique concept of ergonomics, and pursues the "friendly" form in two aspects of touch and vision. It designs and manufactures the most stable feeling that is suitable for people's hands, hearts and feelings. Door handles and other architectural hardware.

Maximize the use of long-term savings in manufacturing technology and patents to create products that produce a soft feeling. Established a "streamlined" product development technology that has always been considered very difficult for the design of building hardware such as door handles, creating a "friendly and soft" product that can be visually and tactilely touched.

In addition, we actively try to study the production of prototype products while maintaining the appearance of hardware without damaging the door and naturally merging door handles and other hardware products.

「Who can have peace of mind」 「I don't think about touching」 「Although I have left, I still want to use it again」 - it is the ideal door for E-PAI to pursue research for people. Hardware products such as handles.




EP HANDLE

Door handle

Flexible pai

柔派



我穿越汹涌的人潮，只为从你的全世界路过。





Showing You Both Fashion
And Simpleness Fully



TSL-H-32

ECO PSS/SSS

Size	L	C/C	Φ
H-32200	295	200	32
H-32300	395	300	32
H-32400	495	400	32
H-32600	740	600	32
H-32800	990	800	32
H-32100	1190	1000	32
H-32120	1390	1200	32



TSL-H-25

ECO PSS/SSS


Size	L	C/C	Φ
H-25200	295	200	25
H-25300	395	300	25
H-25400	495	400	25
H-25600	740	600	25





The People Oriented Design Concept

When Everything Returns To Its Origin,
Your Life Is Really Quite Simple



TSL-C-25

Size	L	C/c	Φ
C-25500	900	500	25
C-25800	1200	800	25




TSL-S-32/25 Aostu ECO PSS/SSS

Size	L	C/c	Φ
S32300	450	300	32
S32450	600	450	32
S25300	600	450	25



Good at seeking for inspirations
from life



□ TSL-MOVE-S-25 Verona Eco

Size	L	C/C	Φ
2525300	395	300	25x25
2525400	495	400	25x25
2525600	795	600	25x25
2525800	995	800	25x25



○ TSL-MOVE-R-25 Fornari Eco

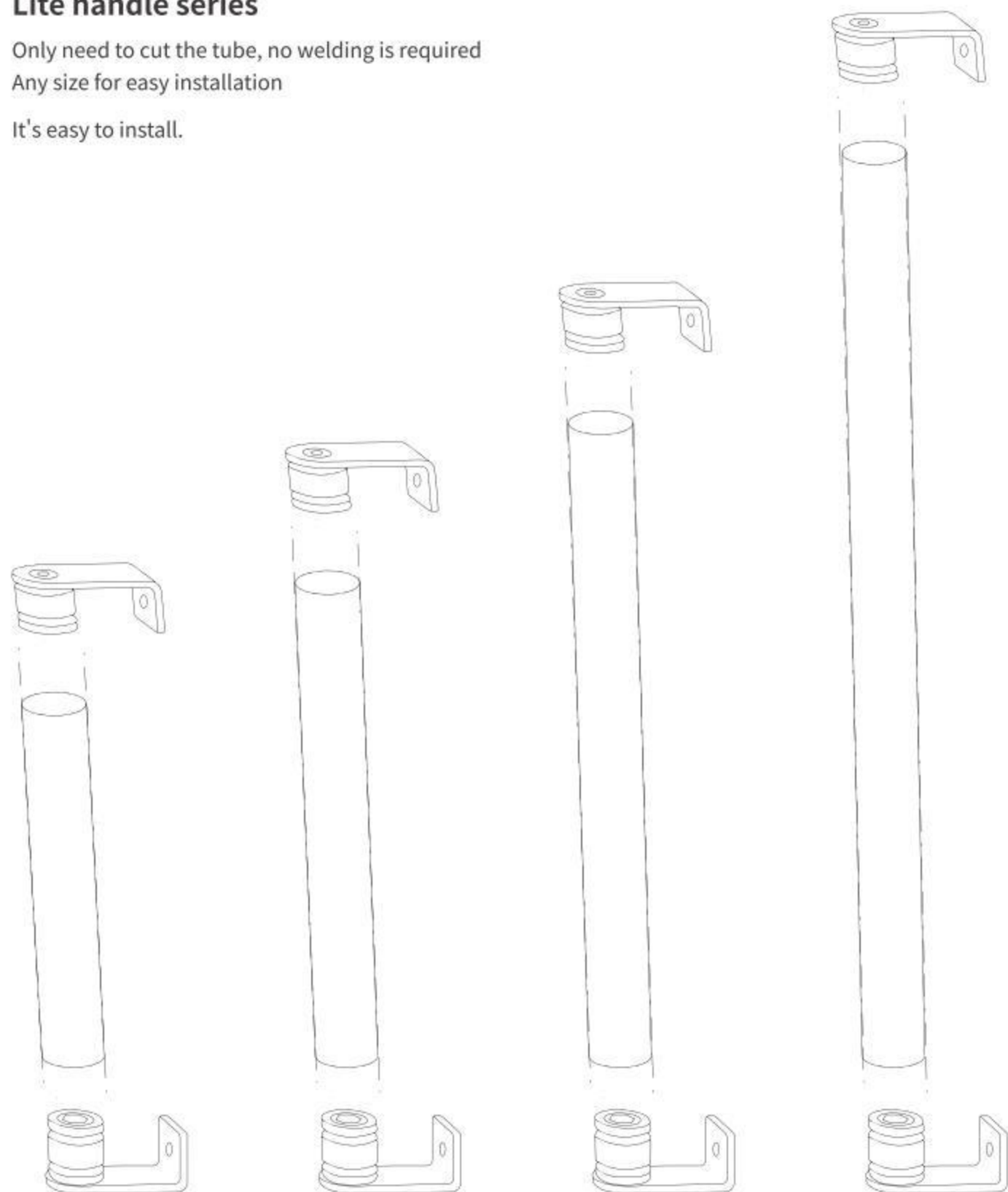
Size	L	C/C	Φ
25300	395	300	25
25400	495	400	25
25500	695	500	25
25600	795	600	25




Lite handle series
38.1/44.5mm
Round stainless steel pipe

Lite handle series

Only need to cut the tube, no welding is required
Any size for easy installation
It's easy to install.



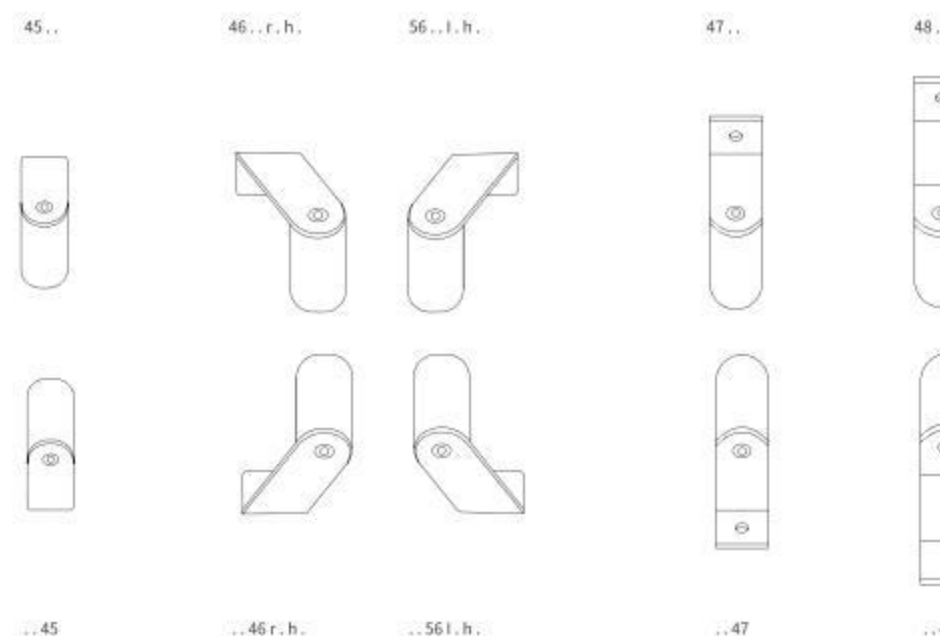
ht round welded
form 1,500mm up to 2,100mm



6522
Stainless steel

Tube $\Phi 35 \times 1.5$ mm

For reasons of structural-strength, we recommend ordering a factory-welded version drawing on the elements of the HT Round kit in cases where the A dimension lies between 1,500 mm and a maximum of 2,100 mm.



The pulls in the welded series EPAI 6522 are produced to order. This involves selecting the combination of brackets desired from the illustration alongside and citing the appropriate code numbers.

It is also necessary to state the A dimension, which defines the fixing distance from the centre of the borehole for one bracket to the centre of the borehole for the other.

By adding or subtracting the differential dimensions given on page 438, we calculate the length of the pull at the works prior to welding.

Reference :

When using elements of the HT Round kit - whether for self-fabrication or as factory-welded parts - attention needs to be paid to structural specifications and conditions locally. This hefty product series is not a substitute for gym bars, neither should it be used as a safety rail at particularly hazardous openings in buildings.

If in any doubt, please contact the architect or engineer in charge.

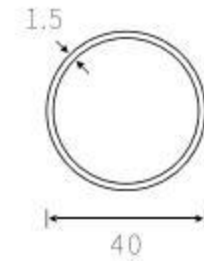
For detailed information on fixing, please turn to page 462.

Special Bend Handle

Welcome customers DIY order

Design proposals
Pull handles round series

EPAI handle
EPAI has superb bending technology
Produce a variety of line and shape door handles

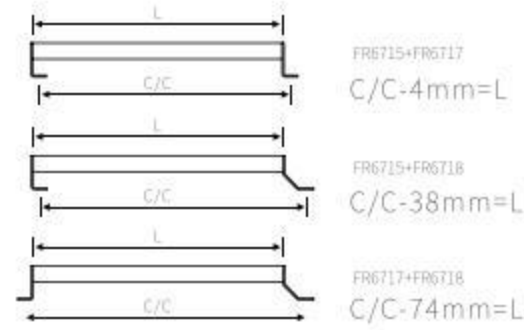
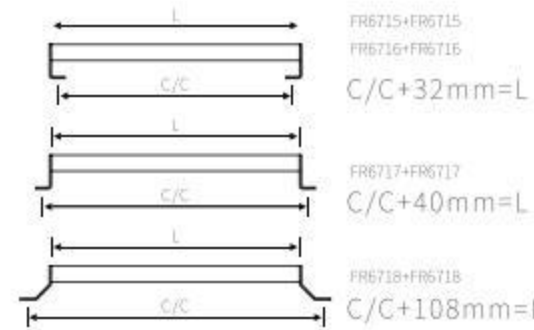
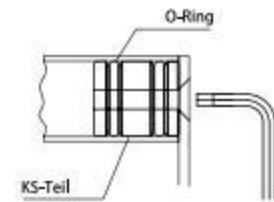


6801
Stainless steel

Tube $\Phi 35 \times 1.5$ mm
stock length 3,000 mm

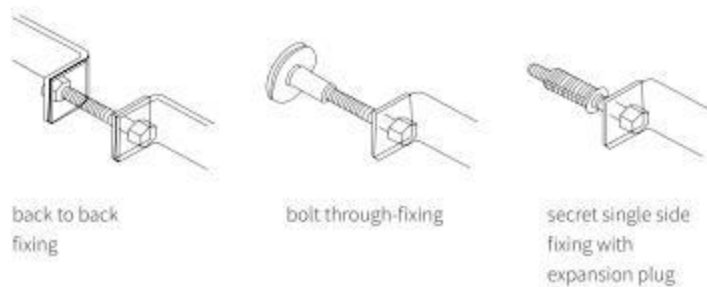
The ht round kit enables safety rails, handle systems, handrails etc. up to 1,500mm in length to be cut to size, fabricated and fitted on site with the aid of the appropriate tools

where lengths in excess of 1,500 mm are concerned, we would recommend factory welded hardware



Tube length and A size are important for fabrication, fitting and ordering purposes. The A size defines the fixing distance from the centre of the borehole for one bracket to the centre of the borehole for the other, tube length is arrived at by adding or subtracting the differential sizes given along-side from the A size

EPAI recommends reinforcing door pulls from the ht round kit that are to be fitted to heavily used doors by means of the accessories available



Reference:

when using elements of the ht round kit-whether for self-fabrication or as factory-welded parts-attention needs to be paid to structural specifications and conditions locally. This hefty product series is not a substitute for gym bars, neither should it be used as a

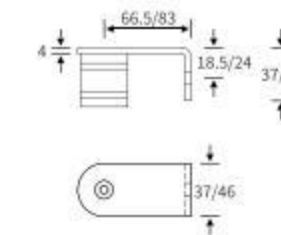
safety rail at particularly hazardous openings in buildings. if in any doubt please contact the architect or engineer in charge.

For detailed information on fixing, please turn to page 462



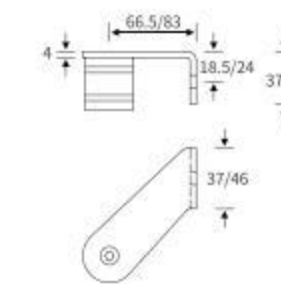
Design proposals
Pull handles round series

When the handle is installed on the door, it is actually an artistic technique, which often allows the commercial space to enhance the style through different combinations of shapes.



6715
Stainless steel

Straight bracket, angled 90° inwards, to match tube 35 X 1.5mm Φ

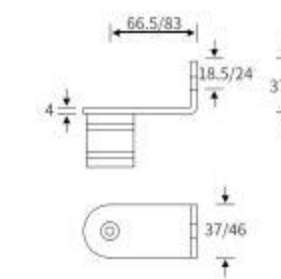


6716
Stainless steel

6716 14 r.h.
6716 15 l.h.

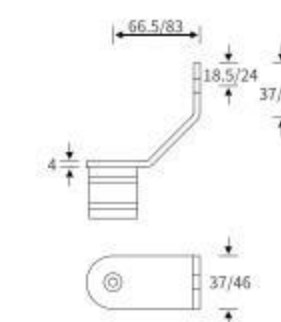
Bracket with 45° cranking, angled 90° inwards, to match tube 35X1.5mm Φ

Illustration r.h.



6717
Stainless steel

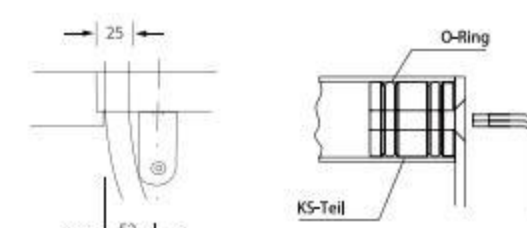
Straight bracket, angled 90° inwards to match tube 35 x 1.5mm Φ



6718
Stainless steel

Bracket for swing doors, to match tube 35 x 1.5mm

Screw hole $\Phi 8$, 5mm



Safety clearance 52mm


Once the tube has been cut to size (dimensions A + differential measurement) matching brackets are slotted into the tube ends and fastened with screws from the top

EP HANDLE

Door handle

Brilliant pai

鑒派





身心与大自然零距离接触


藤编有着良好的造型，体型分明，形成优美的韵律感，通过传统手工艺创造出这股独特的吸引力，给人以鲜明强烈的印象。藤编显得高耸，挺拔，轻巧，亲切。用藤条制作拉手，使得纯朴自然，而藤编更是充满田园气息夹带时尚的韵味。回归自然思想逐步深入人心，藤编成为重要的时尚家居。

藤编有着良好的造型，体型分明，形成优美的韵律感，通过传统手工艺创造出这股独特的吸引力，给人以鲜明强烈的印象。藤编显得高耸，挺拔，轻巧，亲切。用藤条制作拉手，使得纯朴自然，而藤编更是充满田园气息夹带时尚的韵味。回归自然思想逐步深入人心，藤编成为重要的时尚家居。

ZERO DISTANCE CONTACT WITH BODY AND MIND TO NATURE

Rattan weaves have favorable shape to form a beautiful sense of rhythm, through a traditional craft to create the unique attraction, show people bright and strong impression. Rattan weaves appear rise, tall, light, warm. Use rattan weaves to make handles, it could be simple and natural, in the meantime, rattan weaves are full of rural breath and fashionable charm. Thought of returning to nature sink deeper and deeper into people's hearts, rattan weaves become important fashionable household.






HB-753

饰面： 镜光 + 编织藤
 Finishes: PC+WVR

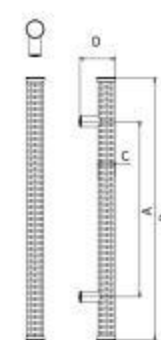
规格 /Size:
 L(A:762 B:800 C:Φ40 D:83)



HB-754

饰面： 镜光 + 编织藤
 Finishes: PC+WVR

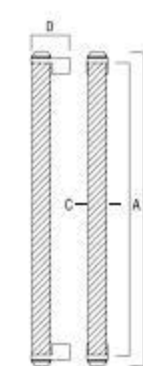
规格 /Size:
 L(A:400 B:600 C:Φ37 D:81)



HB-755B

饰面： 镜光 + 编织藤
 Finishes: PC+WVR

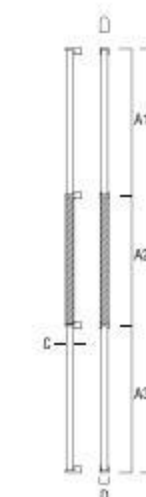
规格 /Size:
 L(A:550 B:600 C:Φ35 D:74)



HB-757

饰面： 镜光 + 编织藤
 Finishes: PC+WVR

规格 /Size:
 S(A1:679 A2:612 A3:679 B:2000
 C:Φ35 D:74)
 L(A1:879 A2:612 A3:879 B:2400
 C:Φ51 D:91)

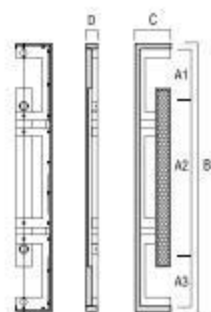




HB-740

饰面：钛黑+镜光+贝壳
 Finishes: TB+PC+GNS


规格/Size:
 L(A1:296 A2:800 A3:296 B:1500 C:200 D:60)



HB-817

饰面：镜光+马赛克
 Finishes: PC+MC

规格/Size:
 L(A:1000 B:1600 C:13X100 D:68)



HB-708

饰面：哑光青古铜+烟雨朦胧 红古铜+夜玫瑰
 Finishes: SAB+MR RB+NR

规格/Size:
 L(A:350 B:500 C:30X250)

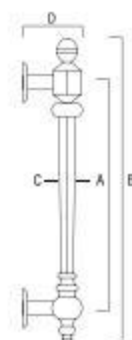




HB-769

饰面：钛金
Finishes: TI

规格 /Size:
L(A:314.5 B:425 C:23 D:80)



HB-667B

饰面：钛金
Finishes: TI

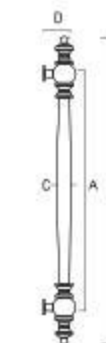
规格 /Size:
L(A:645 B:890 C:38)



HB-592

饰面：哑光青古铜 钛金+水晶
Finishes: SAB TI+CR

规格 /Size:
L(A:635 B:850 C:38 D:130)




HB-535

饰面：钛金+水晶
Finishes: TI+CR

规格 /Size:
L(A:1000 B:1500 C:80 D:140)

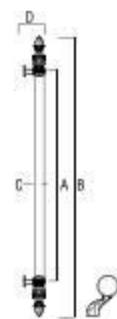




HB-510A

饰面：钛金
Finishes: TI

规格 /Size:
L(A:898 B:1200 C:Φ38 D:94)



Show The
Combination Of
Art And Life

HB-662B

饰面：钛黑 + 水晶
Finishes: TB+CR

规格 /Size:
L(A1+A2:780+780 B:1960 C:80)

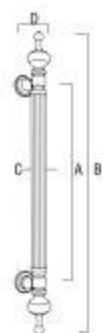




HB-2076-Ba

饰面： 哑光青古铜 红古铜
 Finishes: SAB RB

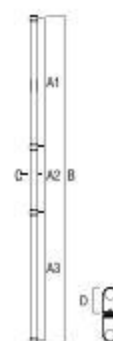
规格 /Size:
 L(A:520 B:800 C:38 D:93)
 XL(A:642 B:1000 C:51 D:122)



HB-779

饰面： 砂光+镜光+钛黑
 Finishes: BSN+PC+TB

规格 /Size:
 L(A1:783 A2:401 A3:783 B:2000
 C:Φ38 D:81.5)





HB-515


饰面：钛金 砂光 RSB CPB
 Finishes: TI BSN RSB CPB

规格 /Size:
 L1(A:500 B:800 C:20X120 D:80)
 L2(A:800 B:1200 C:20X120 D:80)



The Unique Appearances And
THE FRESH COLOR MATCHING

Time stops at this moment smile peacefully



HB-616

饰面：红古铜 + 啡色皮
Finishes: RB+BRL

规格 /Size:
L(A:565 B:1000 C:10X150 D:60)



HB-606

饰面：哑光青古铜 红古铜
Finishes: SAB RB

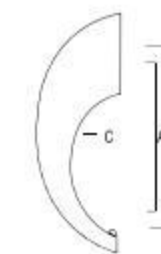
规格 /Size:
L(A:130 B:400 C:220X10 D:60)



HB-533

饰面：哑黑
Finishes: MB

规格 /Size:
L(A:300 B:379 C:175)




EP HANDLE

Door handle

Original pai

源派



DO IT YOURSELF (DIY)

Integrating into today's advanced production technology, we have developed a wide range of design to meet different customers' needs.

The ODM service team has further enhanced the design ideas.

All the door handle good quality get better control, we strategically produce high-quality stainless steel pipes by ourselves.

All the handles we produce are made of stainless steel pipes with international special quality.

304 stainless steel parts in the product are made of pipes with 1.2mm-1.5mm wall thickness


All handle can be installed on glass door, wooden door, and framed door.

Major fittings in handle are made of stainless steel, minor are made copper or steel

12mm-15mm handle installation holes are suggested on glass door


Please install the handles after finishing building decoration

Clean the handle at least once a week



CHOOSE WHAT YOU LIKE HERE:

Scan QR code for more product information



CHOOSE WHAT YOU LIKE HERE:

Show your upique and high-grade
They can be

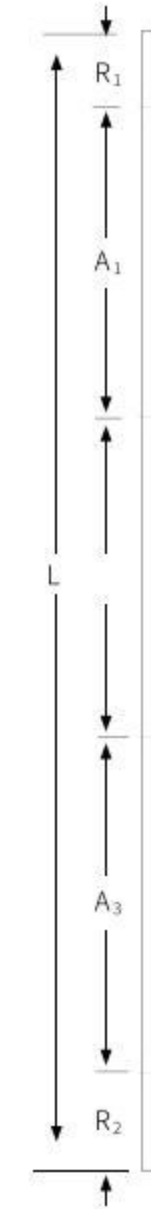
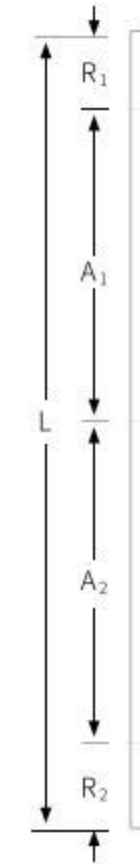
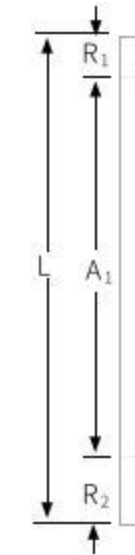
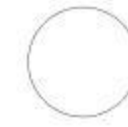
Scan QR code for more product information




Bold lines are the rigidity of life



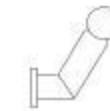
Length order



- 6580 ϕ 25mm
- 6681 ϕ 30mm
- 6682 ϕ 35mm
- 6683 ϕ 40mm



- 6529 ϕ 25mm
- 6630 ϕ 30mm
- 6531 ϕ 35mm
- 6532 ϕ 40mm



To order custom designs in the pull handle series 6681 or 6630, please use a copy of this page: First specify the model desired citing the applicable order code above. Then enter the quantity required and overall length in the table below. Then enter details of the distance between brackets and, where applicable, their distance from the end of the handle in mm. To ensure stability, the distance between brackets should not exceed 1,200mm. Finally, please tick cap required for standard versions with a diameter of ϕ 30.

Qte.	Overall length L	Caps for 6681 and 6630			Distance between brackets			Edge soacing*		Fixing methode
		..00	..10	..20	A1	A2	A3	R1	R2	

The design integrates
art into the life



HB652 Leopard

Size	L	C/c	Φ
500xΦ32	500	400	32



They are peals shining in the oriental world



HB347

45° offset base basic type
 Φ38/25 Φ32/25
 Mirror / Edelstahl matt / Dual Finish

Size	L	c/c	Φ
400xΦ32	400	150	32
600xΦ32	600	350	32
800xΦ32	800	500	32
1200xΦ32	1200	900	32



HB112

Straight base basic type
 Φ38/32 Φ32/25 Φ25/19
 Mirror / Edelstahl matt / Dual Finish

Size	L	c/c	Φ
1200xΦ25	1200	300	25
1500xΦ30	1500	350	30
1800xΦ32	1800	400	32
2000xΦ35	2000	450	35
2200xΦ40	2200	500	40
2500xΦ51	2500	600	51
3000	3000	750	-
3500	3500	900	-







HB224
Material: Stainless steel
Finish: Satin / Dual Finish / Shiny / PVD Satin / PVD Shiny / PVD Pose Gold

L	C/c	Φ
600	400	32
300	200	25



HB154
Material: Stainless steel
Finish: Satin / Dual Finish / Shiny / PVD Satin / PVD Shiny / PVD Pose Gold

L	C/c	Φ
450	300	32
800	500	38



HB125
Material: Stainless steel
Finish: Satin / Dual Finish / Shiny / PVD Satin / PVD Shiny / PVD Pose Gold

L	C/c	Φ
300	200	25
450	300	32
600	400	32



HB155
Material: Stainless steel
Finish: Satin / Dual Finish / Shiny / PVD Satin / PVD Shiny / PVD Pose Gold

L	C/c	Φ
600	400	32



HB120
Material: Stainless steel
Finish: Satin / Dual Finish / Shiny / PVD Satin / PVD Shiny / PVD Pose Gold

L	C/c	Φ
450	300	32
600	400	32
1200	800	38



HB114
Material: Stainless steel
Finish: Satin / Dual Finish / Shiny / PVD Satin / PVD Shiny / PVD Pose Gold

L	C/c	Φ
400	300	38
500	400	38



HB386
Material: Stainless steel
Finish: Satin / Dual Finish / Shiny / PVD Satin / PVD Shiny / PVD Pose Gold

L	C/c	Φ
325	300	25
532	500	32
1238	1200	38



HB523
Material: Stainless steel
Finish: Satin / Dual Finish / Shiny / PVD Satin / PVD Shiny / PVD Pose Gold

L	C/c	Φ
550	500	32



HB522
Material: Stainless steel
Finish: Satin / Dual Finish / Shiny / PVD Satin / PVD Shiny / PVD Pose Gold

L	C/c	Φ
418	400	25



HB225
Material: Stainless steel
Finish: Satin / Dual Finish / Shiny / PVD Satin / PVD Shiny / PVD Pose Gold

L	C/c	Φ
450	250	32
600	400	32



HB158
Material: Stainless steel
Finish: Satin / Dual Finish / Shiny / PVD Satin / PVD Shiny / PVD Pose Gold

L	C/c	Φ
425	400	25
532	500	32



HB262
Material: Stainless steel
Finish: Satin / Dual Finish / Shiny / PVD Satin / PVD Shiny / PVD Pose Gold

L	C/c	Φ
475	450	25





HB572 Ladder Eco
Material: Stainless steel
Finish: Satin / Dual Finish / Shiny / PVD Satin / PVD Shiny / PVD Pose Gold

Size	L	C/c	Φ
795xΦ32	795	600	32



HB378
Material: Stainless steel
Finish: Satin / Dual Finish / Shiny / PVD Satin / PVD Shiny / PVD Pose Gold

L	C/c	Φ
450	250	32
600	400	32



HB377
Material: Stainless steel
Finish: Satin / Dual Finish / Shiny / PVD Satin / PVD Shiny / PVD Pose Gold

L	C/c	Φ
450	250	32
600	400	32



两款拍脚部的特写

HB347
Material: Stainless steel
Finish: Satin / Dual Finish / Shiny / PVD Satin / PVD Shiny / PVD Pose Gold

L	C/c	Φ
600	400	32



HB112
Material: Stainless steel
Finish: Satin / Dual Finish / Shiny / PVD Satin / PVD Shiny / PVD Pose Gold

L	C/c	Φ
600	400	32



Rigid and flexible in this to achieve a harmonious unity



HB464
Material: Stainless steel
Finish: Satin / Dual Finish / Shiny / PVD Satin / PVD Shiny / PVD Pose Gold

L	C/c	Φ
600	400	32






HB456

Material: Stainless steel
Finish: Satin / Dual Finish / Shiny / PVD Satin
 PVD Shiny / PVD Pose Gold

L	C/C	Φ
600	400	32



HB469

Material: Stainless steel
Finish: Satin / Dual Finish / Shiny / PVD Satin
 PVD Shiny / PVD Pose Gold

L	C/C	Φ
600	425	32



HB332

Material: Stainless steel
Finish: Satin / Dual Finish / Shiny / PVD Satin
 PVD Shiny / PVD Pose Gold

L	C/C	Φ
910	500	38



HB249

Material: Stainless steel
Finish: Satin / Dual Finish / Shiny / PVD Satin
 PVD Shiny / PVD Pose Gold

L	C/C	Φ
740	700	38
1240	1200	38



HB248

Material: Stainless steel
Finish: Satin / Dual Finish / Shiny / PVD Satin
 PVD Shiny / PVD Pose Gold

L	C/C	Φ
1200	800	38



HB241

Material: Stainless steel
Finish: Satin / Dual Finish / Shiny / PVD Satin
 PVD Shiny / PVD Pose Gold


L	C/C	Φ
300	225	25
450	375	25
600	450	32



HB242

Material: Stainless steel
Finish: Satin / Dual Finish / Shiny / PVD Satin
 PVD Shiny / PVD Pose Gold

L	C/C	Φ
300	225	25
450	375	25
600	450	32



HB388

Material: Stainless steel
Finish: Satin / Dual Finish / Shiny / PVD Satin
 PVD Shiny / PVD Pose Gold

L	C/C	Φ
600	500	32



Design

With unique design, simple and clear lines, elegant design is not limited by any time and trend. Don't look worldly, make your hands full of charm.

拥有匠心独具的设计，简约明朗的线条，高雅的设计不受任何时代与潮流限制。别于世俗眼光的风采，使拉手充满魅力。



HB245

Material: Stainless steel
Finish: Satin / Dual Finish / Shiny / PVD Satin / PVD Shiny / PVD Pose Gold

L	C/c	Φ
400	200	25
600	300	38



HB303

Material: Stainless steel
Finish: Satin / Dual Finish / Shiny / PVD Satin / PVD Shiny / PVD Pose Gold

L	C/c	Φ
600	300	32
800	500	32



HB493

Material: Stainless steel
Finish: Satin / Dual Finish / Shiny / PVD Satin / PVD Shiny / PVD Pose Gold

L	C/c	Φ
700	600	38





HB133
 Material: Stainless steel
 Finish: Satin / Dual Finish / Shiny / PVD Satin
 PVD Shiny / PVD Pose Gold


L	C/c	Φ	QR
1200	800	38	
900	600	38	



HB220
 Material: Stainless steel
 Finish: Satin / Dual Finish / Shiny / PVD Satin
 PVD Shiny / PVD Pose Gold

L	C/c	Φ	QR
450	350	32	
600	450	32	






Innovative and unique design



HB530

Material: Stainless steel
Finish: Satin / Dual Finish / Shiny / PVD Satin / PVD Shiny / PVD Pose Gold

L	C/c (1)	C/c (2)	Φ
1800	450	1600	38



HB318

Material: Stainless steel
Finish: Satin / Dual Finish / Shiny / PVD Satin / PVD Shiny / PVD Pose Gold

L	C/c (1)	C/c (2)	Φ
1800	750	1768	32



HB573

Material: Stainless steel
Finish: Satin / Dual Finish / Shiny / PVD Satin / PVD Shiny / PVD Pose Gold

L	C/c	Φ
450	350	31x17.5
600	400	31x17.5
900	600	31x17.5





HB497

Material: Stainless steel
Finish: Satin / Dual Finish / Shiny / PVD Satin / PVD Shiny / PVD Pose Gold

L	C/c	□	QR
600	425	40x25	



HB424

Material: Stainless steel
Finish: Satin / Dual Finish / Shiny / PVD Satin / PVD Shiny / PVD Pose Gold

L	C/c	□	QR
600	562	40x20	



HB215

Material: Stainless steel
Finish: Satin / Dual Finish / Shiny / PVD Satin / PVD Shiny / PVD Pose Gold

L	C/c	□	QR
600	425	30x15	



HB216

Material: Stainless steel
Finish: Satin / Dual Finish / Shiny / PVD Satin / PVD Shiny / PVD Pose Gold

L	C/c	□	QR
300	230	30x15	
450	350	30x15	
600	500	38x19	
1200	1000	38x19	



HB418

Material: Stainless steel
Finish: Satin / Dual Finish / Shiny / PVD Satin / PVD Shiny / PVD Pose Gold

L	C/c	□	QR
300	180	30x15	
600	400	30x15	
1200	800	38x19	



HB253

Material: Stainless steel
Finish: Satin / Dual Finish / Shiny / PVD Satin / PVD Shiny / PVD Pose Gold

L	C/c	△	QR
300	200	25	
450	300	25	
800	500	38	



HB219

Material: Stainless steel
Finish: Satin / Dual Finish / Shiny / PVD Satin / PVD Shiny / PVD Pose Gold

L	C/c	□	QR
300	230	30x15	
600	500	38x19	
1200	1100	38x19	



HB215

Material: Stainless steel
Finish: Satin / Dual Finish / Shiny / PVD Satin / PVD Shiny / PVD Pose Gold

L	C/c	□	QR
450	275	30x15	
600	425	38x19	



HB305

Material: Stainless steel
Finish: Satin / Dual Finish / Shiny / PVD Satin / PVD Shiny / PVD Pose Gold

L	C/c	□	QR
300	150	30x15	
450	300	30x15	
1200	900	40x20	



HB216

Material: Stainless steel
Finish: Satin / Dual Finish / Shiny / PVD Satin / PVD Shiny / PVD Pose Gold

L	C/c	□	QR
1200	1100	38x19	



HB219

Material: Stainless steel
Finish: Satin / Dual Finish / Shiny / PVD Satin / PVD Shiny / PVD Pose Gold

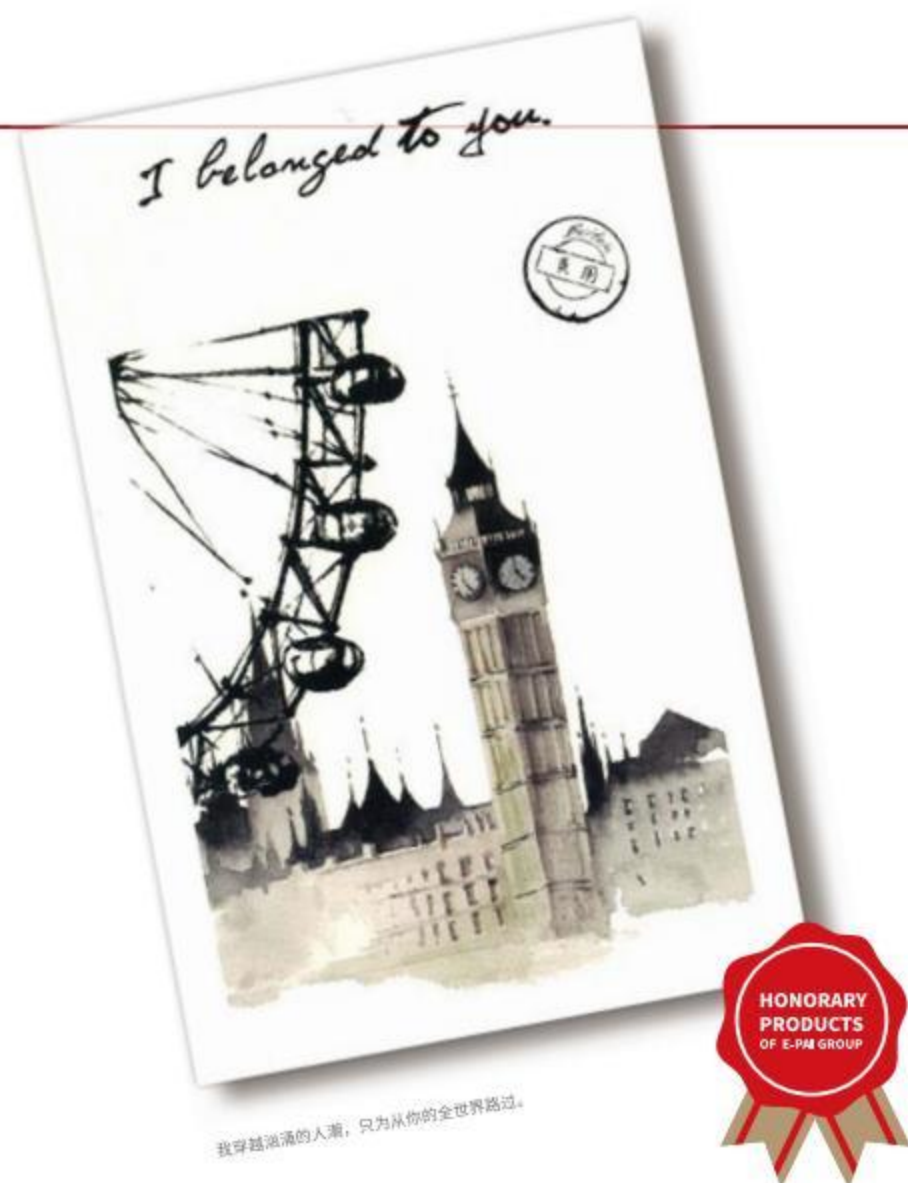
L	C/c	□	QR
1200	1100	38x19	

EP HANDLE

Door handle

Hoya pai

潮派



我穿越汹涌的人潮，只为从你的全世界路过。



Comfort / Functionality
Mood letting a person
return to nature



Meet your pursuit in
every detail

The perfect combination of function
and aesthetic



HB113

Φ25/Φ27/Φ30/Φ32/Φ38
Finish: Satin / Dual Finish / Shiny / PVD Satin
 PVD Shiny / PVD Pose Gold

L	ϕ/ϕ	Φ
330	305	25
450	425	25
600	575	25
332	300	32
337	305	32
432	400	32
482	450	32



HB140

Material: Stainless steel
Finish: Satin / Dual Finish / Shiny / PVD Satin
 PVD Shiny / PVD Pose Gold

L	ϕ/ϕ	Φ
382	350	32



HB144

Material: Stainless steel
Finish: Satin / Dual Finish / Shiny / PVD Satin
 PVD Shiny / PVD Pose Gold

L	ϕ/ϕ	Φ
382	350	32
332	300	32



DOOR HANDLE

Caption

在日常生活中，它给予人们“乐趣”、“惊奇”和“动感”，能给人们充满能量，刺激人们的五官感受，运用独特的创意和高技术水准，满足高理性和能想象出可能存在的人们，具有能协调自然环境和生活环境，人文景观的优秀造型价值的五金制品是（E-PAI）的产品理念。

In daily life, it gives people joy, surprise, innervation and make the people energetic, stimulating the people's all five senses. It uses the unique originality and high technology to satisfy rational people. It is our EPAI's product concept to create the hardware products with the outstanding modeling value of human landscape and coordination of the natural environment and living environment.



HB113-JP

Material: Stainless steel
Finish: Satin / Dual Finish / Shiny / PVD Satin
PVD Shiny / PVD Pose Gold

L	C/c	Φ
450	425	25
477	450	27
600	575	25
627	600	27



HB113-JB

Material: Stainless steel
Finish: Satin / Dual Finish / Shiny / PVD Satin
PVD Shiny / PVD Pose Gold

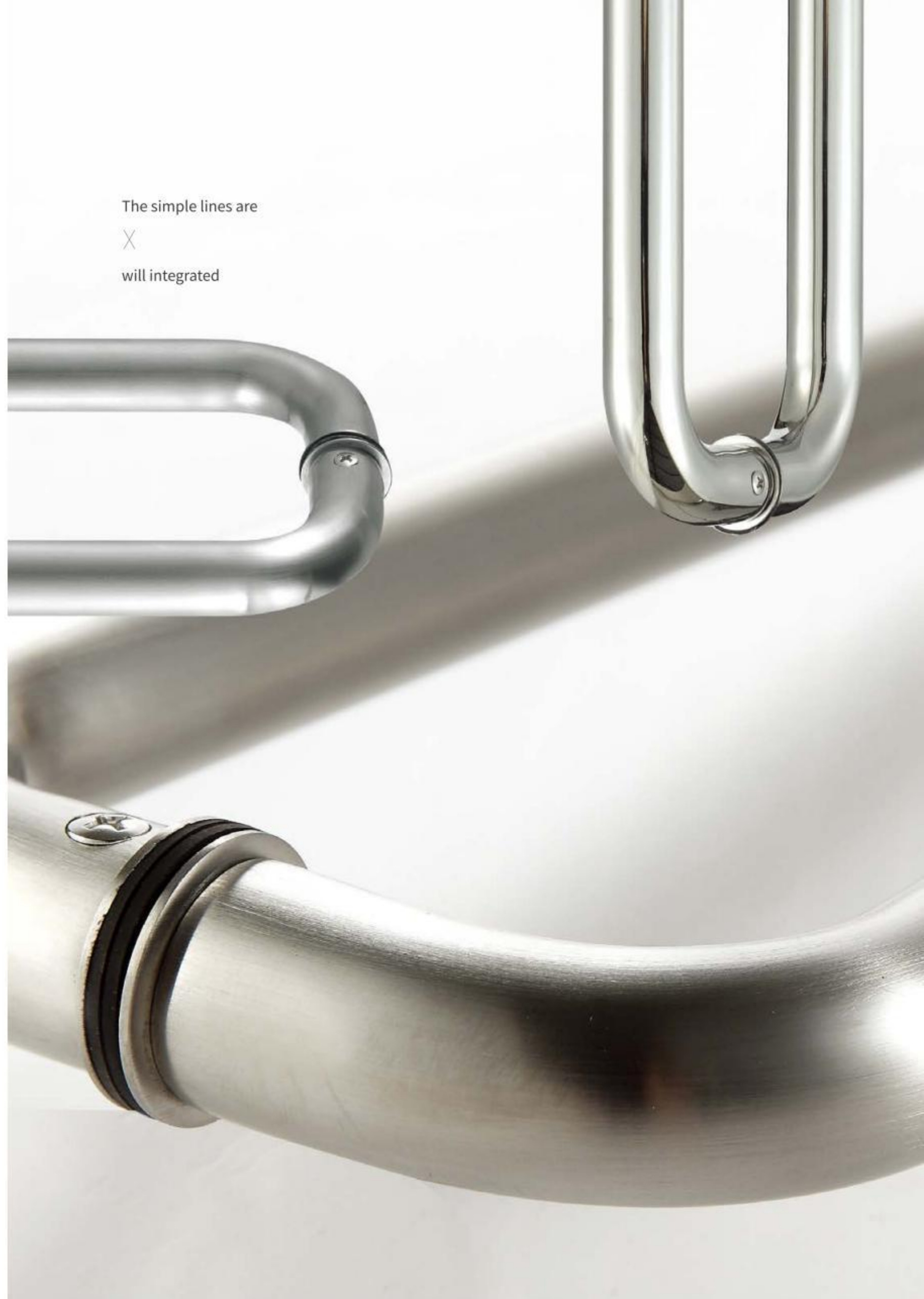
L	C/c	Φ
152	171	19
300	275	25
450	425	25
450	418	32
600	568	32



The simple lines are



will integrated





HB653/HB113 Leopard

Material: Stainless steel
Finish: Satin / Dual Finish / Shiny / PVD Satin
 PVD Shiny / PVD Pose Gold

L	C/c	Φ	QR
325	300	25	
330	305	25	
337	305	32	
382	350	32	
450	425	25	
632	600	32	



HB157

Material: Stainless steel
Finish: Satin / Dual Finish / Shiny / PVD Satin
 PVD Shiny / PVD Pose Gold

L	C/c	Φ	QR
620	582	38	



HB135

Material: Stainless steel
Finish: Satin / Dual Finish / Shiny / PVD Satin
 PVD Shiny / PVD Pose Gold

L	C/c	Φ	QR
600	568	32	



HB134

Material: Stainless steel
Finish: Satin / Dual Finish / Shiny / PVD Satin
 PVD Shiny / PVD Pose Gold

L	C/c	Φ	QR
600	568	32	



HB223

Material: Stainless steel
Finish: Satin / Dual Finish / Shiny / PVD Satin
 PVD Shiny / PVD Pose Gold

L	C/c	Φ	QR
500	210	32	



HB315

Material: Stainless steel
Finish: Satin / Dual Finish / Shiny / PVD Satin
 PVD Shiny / PVD Pose Gold

L	C/c	Φ	QR
600	300	38	



HB314

Material: Stainless steel
Finish: Satin / Dual Finish / Shiny / PVD Satin
 PVD Shiny / PVD Pose Gold

L	C/c	Φ	QR
300	150	25	
600	300	38	



HB111

Material: Stainless steel
Finish: Satin / Dual Finish / Shiny / PVD Satin
 PVD Shiny / PVD Pose Gold

L	C/c	Φ
450	425	38
800	775	38



HB178

Material: Stainless steel
Finish: Satin / Dual Finish / Shiny / PVD Satin
 PVD Shiny / PVD Pose Gold

L	C/c	Φ	QR
450	412	32	



HB179

Material: Stainless steel
Finish: Satin / Dual Finish / Shiny / PVD Satin
 PVD Shiny / PVD Pose Gold

L	C/c	Φ	QR
450	412	32	



HB152

Material: Stainless steel
Finish: Satin / Dual Finish / Shiny / PVD Satin / PVD Shiny / PVD Pose Gold

L	C/c	Φ
300	275	25
450	418	32
600	568	32
1238	1200	38
2038	2000	38



HB143

Material: Stainless steel
Finish: Satin / Dual Finish / Shiny / PVD Satin / PVD Shiny / PVD Pose Gold

L	C/c	Φ
600	568	32



HB143

Material: Stainless steel
Finish: Satin / Dual Finish / Shiny / PVD Satin / PVD Shiny / PVD Pose Gold

L	C/c	Φ
330	305	25



HB162

Material: Stainless steel
Finish: Satin / Dual Finish / Shiny / PVD Satin / PVD Shiny / PVD Pose Gold

L	C/c	Φ
200	175	25



HB152

Bended tube basic type Φ32
Mirror / Edelstahl matt / Dual Finish

L	C/c	Φ
450	425	25
600	568	32
1200	1162	38



HB136

Material: Stainless steel
Finish: Satin / Dual Finish / Shiny / PVD Satin / PVD Shiny / PVD Pose Gold

L	C/c	Φ
450	425	25
600	568	32



HB163

Material: Stainless steel
Finish: Satin / Dual Finish / Shiny / PVD Satin / PVD Shiny / PVD Pose Gold

L	C/c	Φ
550	400	32
600	400	32



HB141

Material: Stainless steel
Finish: Satin / Dual Finish / Shiny / PVD Satin / PVD Shiny / PVD Pose Gold

L	C/c	Φ
200	175	25



HB162

Material: Stainless steel
Finish: Satin / Dual Finish / Shiny / PVD Satin / PVD Shiny / PVD Pose Gold

L	C/c	Φ
382	350	32

Art of living

The source of inspiration comes from the profound understanding of life art. With pure aesthetic feeling, unique design touches the mind's eye.
灵感源自对生活艺术的深刻感悟。以纯粹的美感、独特的设计触动心灵目光。



HB209

Material: Stainless steel
Finish: Satin / Dual Finish / Shiny / PVD Satin / PVD Shiny / PVD Pose Gold

L	C/C	Φ
200	100	25



HB208

Material: Stainless steel
Finish: Satin / Dual Finish / Shiny / PVD Satin / PVD Shiny / PVD Pose Gold

L	C/C	Φ
200	100	25



HB205

Material: Stainless steel
Finish: Satin / Dual Finish / Shiny / PVD Satin / PVD Shiny / PVD Pose Gold

L	C/C	Φ
400	350	25



HB265

Material: Stainless steel
Finish: Satin / Dual Finish / Shiny / PVD Satin / PVD Shiny / PVD Pose Gold

L	C/C	Φ
450	395	25



HB207

Material: Stainless steel
Finish: Satin / Dual Finish / Shiny / PVD Satin / PVD Shiny / PVD Pose Gold

L	C/C	Φ
300	250	25
400	350	25



HB524

Material: Stainless steel
Finish: Satin / Dual Finish / Shiny / PVD Satin / PVD Shiny / PVD Pose Gold

L	C/C	Φ
450	425	25



HB480

Material: Stainless steel
Finish: Satin / Dual Finish / Shiny / PVD Satin / PVD Shiny / PVD Pose Gold

L	C/C	Φ
337	305	25



HB204

Material: Stainless steel
Finish: Satin / Dual Finish / Shiny / PVD Satin / PVD Shiny / PVD Pose Gold

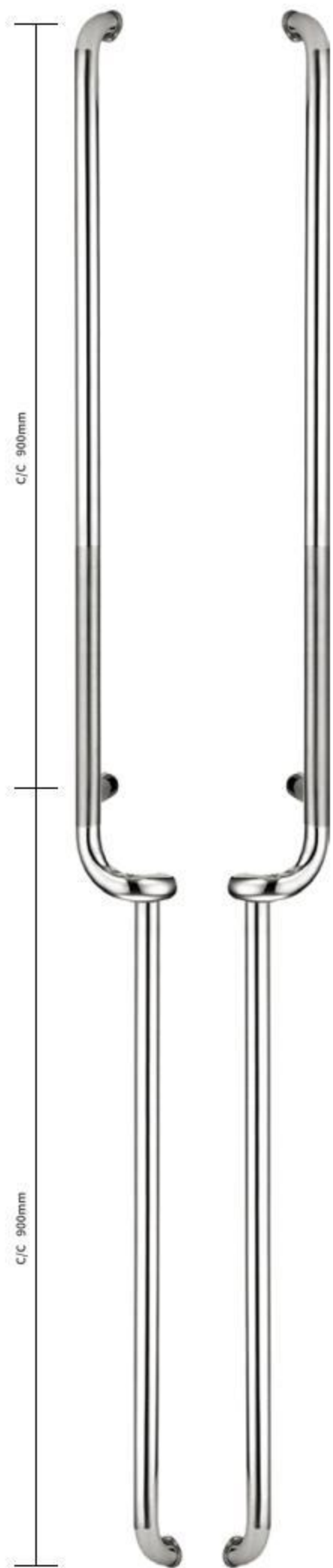
L	C/C	Φ
400	350	25



HB206

Material: Stainless steel
Finish: Satin / Dual Finish / Shiny / PVD Satin / PVD Shiny / PVD Pose Gold

L	C/C	Φ
400	375	25



HB373

Material: Stainless steel
Finish: Satin / Dual Finish / Shiny / PVD Satin
 PVD Shiny / PVD Pose Gold

L	C/c (1)	C/c (2)	Φ
1800	900	900	38



HB151

Material: Stainless steel
Finish: Satin / Dual Finish / Shiny / PVD Satin
 PVD Shiny / PVD Pose Gold

L	C/c	Φ
1300	1262	38



The details are perfect, the shape is beautiful and fashionable, use comfortable and convenient, let your space is perfect.

细节体现完美，造型美观时尚，使用舒适方便，让您的空间十全十美。

The combination of art and life



HB362

Material: Stainless steel
Finish: Satin / Dual Finish / Shiny / PVD Satin / PVD Shiny / PVD Pose Gold


L	C/C	Φ
1200	1168	32



HB230

Material: Stainless steel
Finish: Satin / Dual Finish / Shiny / PVD Satin / PVD Shiny / PVD Pose Gold

L	C/C	Φ
1300	1268	32



HB150

Material: Stainless steel
Finish: Satin / Dual Finish / Shiny / PVD Satin / PVD Shiny / PVD Pose Gold

L	C/C	Φ
1300	1268	32



HB197

Material: Stainless steel
Finish: Satin / Dual Finish / Shiny / PVD Satin / PVD Shiny / PVD Pose Gold

L	C/C	Φ
1300	1268	32




EP HANDLE

Door handle

Expert pai

正派



我穿越汹涌的人潮，只为从你的全世界路过。





EPAL started with the door handle the point of contact between the space and people and binds things to create new value.

Seize the moment of beauty





The Interpretation Of The Colorful
Life In The Name Of Art

New



HB548

Material: Stainless steel
Finish: Satin / Dual Finish / Shiny / PVD Satin / PVD Shiny / PVD Pose Gold

L	C/c	□
1200	1175	25x25
1200	1170	30x30



New



HB629

Material: Stainless steel
Finish: Satin / Dual Finish / Shiny / PVD Satin / PVD Shiny / PVD Pose Gold

L	C/c	□
600	580	40x20
1000	980	40x20



New



HB648

Material: Stainless steel
Finish: Satin / Dual Finish / Shiny / PVD Satin / PVD Shiny / PVD Pose Gold

L	C/c	□
600	400	40x20
800	500	40x20





New



Adhering to the european original design style



HB593

Material: Stainless steel
Finish: Satin / Dual Finish / Shiny / PVD Satin / PVD Shiny / PVD Pose Gold

L	ϕ/ϕ	□
420	400	40x25
620	600	40x25
820	800	40x25
1520	1500	40x25





HB222

Material: Stainless steel
Finish: Satin / Dual Finish / Shiny / PVD Satin / PVD Shiny / PVD Pose Gold

L	C/c	Φ	QR
300	180	30x15	
600	450	40x20	



HB203

Material: Stainless steel
Finish: Satin / Dual Finish / Shiny / PVD Satin / PVD Shiny / PVD Pose Gold

L	C/c	Φ	QR
450	418	32	
600	582	38	



HB202

Material: Stainless steel
Finish: Satin / Dual Finish / Shiny / PVD Satin / PVD Shiny / PVD Pose Gold

L	C/c	Φ	QR
600	575	38	



HB146

Material: Stainless steel
Finish: Satin / Dual Finish / Shiny / PVD Satin / PVD Shiny / PVD Pose Gold

L	C/c	Φ	QR
600	575	38x25	
620	600	40x20	



HB145

Material: Stainless steel
Finish: Satin / Dual Finish / Shiny / PVD Satin / PVD Shiny / PVD Pose Gold

L	C/c	Φ	QR
450	412	38x25	
600	562	38x25	



HB397

Material: Stainless steel
Finish: Satin / Dual Finish / Shiny / PVD Satin / PVD Shiny / PVD Pose Gold

L	C/c	Φ	QR
434	400	25x25	
634	600	25x25	
834	800	25x25	
1534	1500	25x25	



HB137

Material: Stainless steel
Finish: Satin / Dual Finish / Shiny / PVD Satin / PVD Shiny / PVD Pose Gold

L	C/c	Φ	QR
600	562	32	
800	762	32	



HB147

Material: Stainless steel
Finish: Satin / Dual Finish / Shiny / PVD Satin / PVD Shiny / PVD Pose Gold

L	C/c	Φ	QR
600	562	32	
800	762	32	



HB279

Material: Stainless steel
Finish: Satin / Dual Finish / Shiny / PVD Satin / PVD Shiny / PVD Pose Gold

L	C/c	Φ	QR
300	270	30x15	
600	562	40x20	



HB610

Material: Stainless steel
Finish: Satin / Dual Finish / Shiny / PVD Satin / PVD Shiny / PVD Pose Gold

L	C/c	Φ	QR
444	400	40x10	
644	600	40x10	
844	800	40x10	
1044	1000	40x10	
1544	1500	40x10	



HB173

Material: Stainless steel
Finish: Satin / Dual Finish / Shiny / PVD Satin / PVD Shiny / PVD Pose Gold

L	C/c	Φ	QR
600	568	38x25	



HB174

Material: Stainless steel
Finish: Satin / Dual Finish / Shiny / PVD Satin / PVD Shiny / PVD Pose Gold

L	C/c	Φ	QR
600	575	38x25	



HB468

Material: Stainless steel
Finish: Satin / Dual Finish / Shiny / PVD Satin
 PVD Shiny / PVD Pose Gold

L	C/C	□
600	400	25x13



HB291

Material: Stainless steel
Finish: Satin / Dual Finish / Shiny / PVD Satin
 PVD Shiny / PVD Pose Gold

L	C/C	□
450	425	25x25

Move



HB545

Material: Stainless steel
Finish: Satin / Dual Finish / Shiny / PVD Satin
 PVD Shiny / PVD Pose Gold

L	C/C	□
450	300	25x25
600	400	25x25
600	400	30x30
800	600	30x30
1000	800	30x30



HB126

Material: Stainless steel
Finish: Satin / Dual Finish / Shiny / PVD Satin
 PVD Shiny / PVD Pose Gold

L	C/C	□
600	400	30x15
800	500	38x25






HB550

Material: Stainless steel
Finish: Satin / Dual Finish / Shiny / PVD Satin
 PVD Shiny / PVD Pose Gold

L	C/c	□
450	300	40x10
600	400	40x10
800	500	40x10
1000	800	40x10



HB175

Material: Stainless steel
Finish: Satin / Dual Finish / Shiny / PVD Satin
 PVD Shiny / PVD Pose Gold

L	C/c	□
1212	1180	38x25



HB199

Material: Stainless steel
Finish: Satin / Dual Finish / Shiny / PVD Satin
 PVD Shiny / PVD Pose Gold

L	C/c	□
1200	1162	38x25



HB560

Material: Stainless steel
Finish: Satin / Dual Finish / Shiny / PVD Satin
 PVD Shiny / PVD Pose Gold

L	C/c	□
332	300	20x20
632	600	20x20
832	800	20x20
1032	1000	20x20
1532	1500	20x20



New



HB631

Material: Stainless steel
Finish: Satin / Dual Finish / Shiny / PVD Satin
 PVD Shiny / PVD Pose Gold

L	C/c	□
600	500	25x50
1200	1000	25x50
1500	1200	25x50



HB590

Material: Stainless steel
Finish: Satin / Dual Finish / Shiny / PVD Satin
 PVD Shiny / PVD Pose Gold

L	C/c	□
400	300	40x10
550	450	40x10
800	500	40x10



New



HB590-TILT

Material: Stainless steel
Finish: Satin / Dual Finish / Shiny / PVD Satin
 PVD Shiny / PVD Pose Gold

L	C/c	□
400	300	40x10
550	450	40x10
800	500	40x10





HB620-RF (四脚)

Material: Stainless steel
Finish: Satin / Dual Finish / Shiny / PVD Satin / PVD Shiny / PVD Pose Gold


L	C/C	□	QR
450	300	25x25	
600	400	30x30	



HB620-SF

Material: Stainless steel
Finish: Satin / Dual Finish / Shiny / PVD Satin / PVD Shiny / PVD Pose Gold

L	C/C	□	QR
450	300	25x25	
600	400	30x30	



HB268

Material: Stainless steel
Finish: Satin / Dual Finish / Shiny / PVD Satin / PVD Shiny / PVD Pose Gold

L	C/C	□	QR
450	300	25x25	
600	400	30x30	



HB589

Material: Stainless steel
Finish: Satin / Dual Finish / Shiny / PVD Satin / PVD Shiny / PVD Pose Gold


L	C/C	□	QR
600	526	30x30	



HB566

Material: Stainless steel
Finish: Satin / Dual Finish / Shiny / PVD Satin / PVD Shiny / PVD Pose Gold

L	C/C	QR	
600	400	19x19	



HB577

Material: Stainless steel
Finish: Satin / Dual Finish / Shiny / PVD Satin / PVD Shiny / PVD Pose Gold

L	C/C	□	QR
400	300	40x10	
600	400	40x10	



HB610

Material: Stainless steel
Finish: Satin / Dual Finish / Shiny / PVD Satin / PVD Shiny / PVD Pose Gold

L	C/C	□	QR
342	300	25x25	



HB555

Material: Stainless steel
Finish: Satin / Dual Finish / Shiny / PVD Satin / PVD Shiny / PVD Pose Gold

L	C/C	□	QR
600	400	40x20	
800	600	40x20	



HB550E Road

Material: Stainless steel
Finish: Satin / Dual Finish / Shiny / PVD Satin / PVD Shiny / PVD Pose Gold

L	C/C	□	QR
400	300	40x10	
600	400	40x10	



HB146E Road

Material: Stainless steel
Finish: Satin / Dual Finish / Shiny / PVD Satin / PVD Shiny / PVD Pose Gold


L	C/C	□	QR
350	335	30x15	
625	600	38x25	
620	600	40x20	

EP HANDLE

Door handle

Nature pai

自然派



Health construction material

Anti-Bacterial Door handles



Harmony art essence deductive splendid life

不断推陈出新的 E-PAI 在 2005 年度再次令业界人士所瞩目，全面推出具有抗菌功能的系列产品，产品设计融合了人体工学基础，采用天然木和不锈钢，配合日本抗菌涂料技术制成。有效破坏及抑制多种有害细菌再生，与此同时，我们获得中国权力检测中心的检测认证。产品使用于公共场合能有效降低和减少因多人频繁接触同一物体而导致的各种疾病交叉感染的机会。杀菌率达 99.99% 因其所表现的人性关怀及本身产品在抗菌方面的特性，“健康建材”新概念，因而受到业界人士关注。

The innovating E-PAI attracts the attention of the trade again in 2005, and it provides the market with new anti-bacterial product series our products are use natural wood material and stainless steel as well as strong between smoothly made out it. The product designs integrated ergonomics, using the material of anti-bacterial abd lacquer technology from Japan, Meantime, we have obtained confirm are it, by the centre of inspection of authority China. People often touch the part of wood of door handle which was sterilized reach by 99%.The products can effectively destroy and inhibit the re-generation of various harmful bacteria, effectively reduce the chances of cross contamination of various diseases caused by contacts with the same object if they are used in public places, Due to humanized consideration and anti-bacteria functions of the products, the new concept of "health construction materials", thus attracting attentions of the trade.

MA 广东省微生物分析检测中心
GUANGDONG DETECTION CENTRE OF MICROBIOLOGY
分析检测报告
REPORT FOR ANALYSIS

样品名称: 抗菌木把手
Name of Sample: 抗菌木把手

委托单位: 佛山市南海区步新五金装饰厂
Customer: 佛山市南海区步新五金装饰厂

委托登记号: 粤检检(2004) FMD401号
Sample receipt NO.: 粤检检(2004) FMD401号

检测地点: 广东省微生物分析检测中心
Place for Analysis: 广东省微生物分析检测中心

地址: 广州市先烈中路100号大院内
Address: 100 Canton Road, Guangzhou, China

电话: 829176833 8291779434
Tel: 829176833 8291779434

MA 广东省微生物分析检测中心
GUANGDONG DETECTION CENTRE OF MICROBIOLOGY
分析检测报告
REPORT FOR ANALYSIS

样品名称: 抗菌木把手
Name of Sample: 抗菌木把手

委托单位: 佛山市南海区步新五金装饰厂
Customer: 佛山市南海区步新五金装饰厂

委托登记号: 粤检检(2004) FMD401号
Sample receipt NO.: 粤检检(2004) FMD401号

检测地点: 广东省微生物分析检测中心
Place for Analysis: 广东省微生物分析检测中心

地址: 广州市先烈中路100号大院内
Address: 100 Canton Road, Guangzhou, China

电话: 829176833 8291779434
Tel: 829176833 8291779434

分析检测结果

供试微生物菌株	空白对照样菌数 (Cfu/cm ²)	抗菌材料菌数 (Cfu/cm ²)	抗菌率(%)
大肠埃希氏菌 (<i>Escherichia coli</i>) ATCC 25922	1.7×10 ⁴	<2	>99.9
金黄色葡萄球菌 (<i>Staphylococcus aureus</i>) ATCC 6538	5.0×10 ⁴	4	99.9

初步结论: 该送检样品对大肠埃希氏菌和金黄色葡萄球菌均有很强的抗菌性能。

健康建材 关注关爱
Health Construction Materials, Attentive
Your Life



Deep Appearance From The
Taste Of Life

HB238-JB

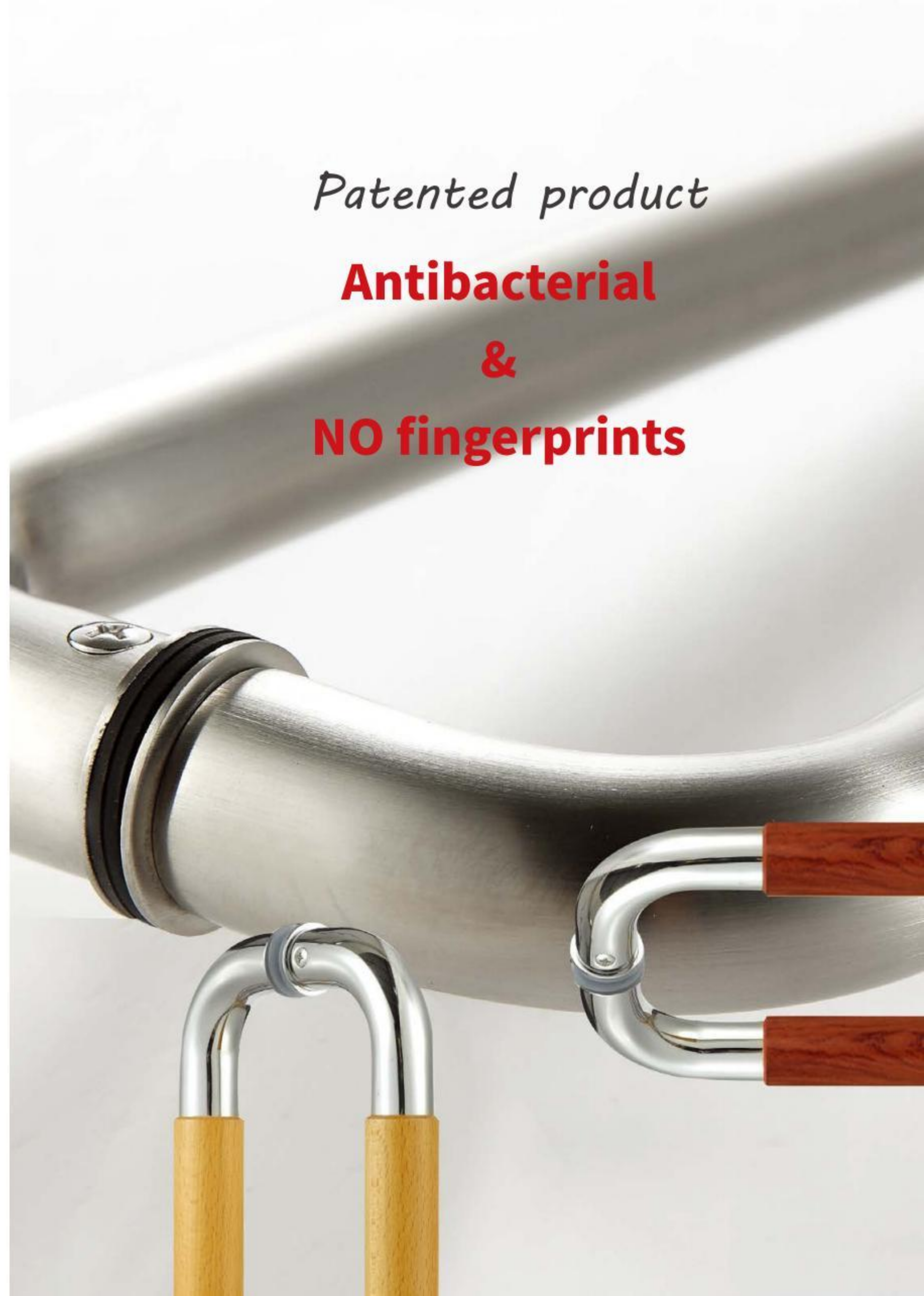
Material: Stainless steel
Finish: Satin / Dual Finish / Shiny / PVD Satin
PVD Shiny / PVD Pose Gold

L	ε/ε	Φ
600	575	30



Patented product

**Antibacterial
&
NO fingerprints**



Making popular trend ,
advocate of

HEALTH CONSTRUCTION MATERIALS

时尚流行趋势，健康建材倡导。

建筑环境金属制品的企划设计、制造、销售

Manufacture and sales of various architectural amenities and components



抵抗病菌：防止霉菌，有效抵抗大肠杆菌、金黄色链球菌、肺炎克雷伯菌等多种常见有害细菌，为您创造一个卫生安全的空间。

Pathogen resistance:inhibit molds, effectively resist such common harmful bacteria as E. Colic, Staphylococcus aureus, Klebsiella Pneumonia bacteria etc., Creating a safe and hygienic space for you.



无毒安全：不含镉和铅，确保对人体的安全，材料可回收再利用，符合绿色环保要求。

Toxin free and safe: does not contain cadmium and lead, thus safety of human body is ensured, and materials can be recycled, meeting the requirements of environmental protection.



抗静电：木材的抗静电特性使得产品不吸附灰尘，易于清洗，优质的木材绝缘体并给您更为贴身的保障。

Antistatic: due to antistatic characteristics of wood, the products will not absorb dusts and are easy to clean. Good wood insulators give you tender protection.



定制服务：每一类产品我们都充分考虑您的个性需求；设计出多个款式供您选择。并可为您提供独具个性的款式定制服务。

Customized service: every product takes full consideration of your individual needs, and many styles are available for your choice. Custom made service of individualized styles is provided.



防滑设计：独有的防滑握手设计，给予您更可靠的呵护，更省力并确保安全，高质量的尼龙握手让用户享受舒适手感。高光洁度无孔表面处理确保了产品良好观感。

Anti-slippery design: unique anti-slippery handhold design gives you more reliable protection, thus saving labor and ensuring safety. Good quality wood handhold makes holding comfortable. High smooth pore free surface treatment ensures good product appearances.



HB298

Material: Stainless steel
Finish: Satin / Dual Finish / Shiny / PVD Satin / PVD Shiny / PVD Pose Gold

L	C/c	Φ
600	400	32
900	450	32
1200	500	38
1800	500	50



HB395

Material: Stainless steel
Finish: Satin / Dual Finish / Shiny / PVD Satin / PVD Shiny / PVD Pose Gold

L	C/c	Φ
600	400	25





Bold lines are the rigidity of life



HB237

Material: Stainless steel
Finish: Satin / Dual Finish / Shiny / PVD Satin
PVD Shiny / PVD Pose Gold

L	C/C	Φ
900	860	50.8
1200	1160	50.8



HB250

Material: Stainless steel
Finish: Satin / Dual Finish / Shiny / PVD Satin
PVD Shiny / PVD Pose Gold

L	C/C	Φ
800	500	38
1200	800	38



HB321

Material: Stainless steel
Finish: Satin / Dual Finish / Shiny / PVD Satin
PVD Shiny / PVD Pose Gold

L	C/C	Φ
600	450	40



HB322

Material: Stainless steel
Finish: Satin / Dual Finish / Shiny / PVD Satin
PVD Shiny / PVD Pose Gold

L	C/C	Φ
600	425	38



HB226

Material: Stainless steel
Finish: Satin / Dual Finish / Shiny / PVD Satin
PVD Shiny / PVD Pose Gold

L	C/C	Φ
450	300	32



HB335

Material: Stainless steel
Finish: Satin / Dual Finish / Shiny / PVD Satin
PVD Shiny / PVD Pose Gold

L	C/C	Φ
450	325	32
600	425	32



HB181

Material: Stainless steel
Finish: Satin / Dual Finish / Shiny / PVD Satin
PVD Shiny / PVD Pose Gold

L	C/C	Φ
300	120	25
300	180	30



HB273

Material: Stainless steel
Finish: Satin / Dual Finish / Shiny / PVD Satin
PVD Shiny / PVD Pose Gold

L	C/C	Φ
300	120	25
300	180	30





HB195

Material: Stainless steel
Finish: Satin / Dual Finish / Shiny / PVD Satin / PVD Shiny / PVD Pose Gold

L	C	c
500	350	30x30
800	550	38x38



HB257

Material: Stainless steel
Finish: Satin / Dual Finish / Shiny / PVD Satin / PVD Shiny / PVD Pose Gold

L	C	c
600	500	30x45



HB391

Material: Stainless steel
Finish: Satin / Dual Finish / Shiny / PVD Satin / PVD Shiny / PVD Pose Gold

L	C	c
600	425	40x20



HB196

Material: Stainless steel
Finish: Satin / Dual Finish / Shiny / PVD Satin / PVD Shiny / PVD Pose Gold

L	C	c
500	470	30x30
800	762	38x38



Art of living

The source of inspiration comes from the profound understanding of the art, with pure aesthetic feeling, unique design touches the mind's eye.

灵感源自对生活艺术的深刻感悟，以独特的设计触动心灵目光



HB258

Material: Stainless steel
Finish: Satin / Dual Finish / Shiny / PVD Satin
 PVD Shiny / PVD Pose Gold

L	C/C	Φ
450	425	25
800	775	25



HB228

Material: Stainless steel
Finish: Satin / Dual Finish / Shiny / PVD Satin
 PVD Shiny / PVD Pose Gold

L	C/C (1)	C/C (2)	Φ
1000	425	425	38



HB311

Material: Stainless steel
Finish: Satin / Dual Finish / Shiny / PVD Satin
 PVD Shiny / PVD Pose Gold

L	C/C	Φ
1300	900	38



HB310

Material: Stainless steel
Finish: Satin / Dual Finish / Shiny / PVD Satin
 PVD Shiny / PVD Pose Gold

L	C/C	□
1500	1450	40x20
300	225	30x15



HB331


Material: Stainless steel
Finish: Satin / Dual Finish / Shiny / PVD Satin
 PVD Shiny / PVD Pose Gold

L	C/C (1)	C/C (2)	Φ
1800	700	724	32





Endowing You A Colorful Life



HB645

Material: Stainless steel
Finish: Satin / Dual Finish / Shiny / PVD Satin
 PVD Shiny / PVD Pose Gold

L	C/c (1)	C/c (2)	Φ
2000	860	860	32





HB239

Material: Stainless steel
Finish: Satin / Dual Finish / Shiny / PVD Satin
 PVD Shiny / PVD Pose Gold

L	C/c	Φ
1500	900	38




HB649

Material: Stainless steel
Finish: Satin / Dual Finish / Shiny / PVD Satin
 PVD Shiny / PVD Pose Gold

L	C/c	Φ
1500	900	38






HB650

Material: Stainless steel
Finish: Satin / Dual Finish / Shiny / PVD Satin
 PVD Shiny / PVD Pose Gold

L	C/c (1)	C/c (2)	C/c (3)	Φ
2230	500	1200	500	32



HB651

Material: Stainless steel
Finish: Satin / Dual Finish / Shiny / PVD Satin
 PVD Shiny / PVD Pose Gold

L	C/c (1)	C/c (2)	C/c (3)	Φ
2000	550	600	550	32





EP HANDLE

Door handle

Artistic pai

豪派






HB301

Material: Stainless steel
Finish: Satin / Dual Finish / Shiny / PVD Satin
 PVD Shiny / PVD Pose Gold

L	C/C	Φ
1500	880	45



HB288 Art

Material: Stainless steel
Finish: Satin / Dual Finish / Shiny / PVD Satin
 PVD Shiny / PVD Pose Gold

L	C/C	Φ
1500	923	45



HB287 Torch

Material: Stainless steel
Finish: Satin / Dual Finish / Shiny / PVD Satin
 PVD Shiny / PVD Pose Gold

L	C/C	Φ
1500	900	45





HB286

Material: Stainless steel
Finish: Satin / Dual Finish / Shiny / PVD Satin
 PVD Shiny / PVD Pose Gold

L	C/c	Φ
1300	1000	32
1100	800	32



HB484

Material: Stainless steel
Finish: Satin / Dual Finish / Shiny / PVD Satin
 PVD Shiny / PVD Pose Gold

L	C/c	Φ
1200	600	50



我们始终遵循「舒适、生态、文化、唯美的设计生产理念，极力把工业意识形态和温情人道主义统一在一起。」

DIVERCIFIED AESTHETICS



Let you feel the essence of
oriental verve



HB344 Earrings

Material: Stainless steel
Finish: Satin / Dual Finish / Shiny / PVD Satin
PVD Shiny / PVD Pose Gold

L	€/€
530	500



HB502 Ripple

Material: Stainless steel
Finish: Satin / Dual Finish / Shiny / PVD Satin
PVD Shiny / PVD Pose Gold

L	€/€
550	200
310	115





HB505
Material: Stainless steel
Finish: Satin / Dual Finish / Shiny / PVD Satin
 PVD Shiny / PVD Pose Gold

L	C/c	Φ
460	335	25



HB506
Material: Stainless steel
Finish: Satin / Dual Finish / Shiny / PVD Satin
 PVD Shiny / PVD Pose Gold

L	C/c
450	385



HB289
Material: Stainless steel
Finish: Satin / Dual Finish / Shiny / PVD Satin
 PVD Shiny / PVD Pose Gold

L	C/c
500	435



HB500
Material: Stainless steel
Finish: Satin / Dual Finish / Shiny / PVD Satin
 PVD Shiny / PVD Pose Gold

L	C/c
450	125
250	100



HB399
Material: Stainless steel
Finish: Satin / Dual Finish / Shiny / PVD Satin
 PVD Shiny / PVD Pose Gold

L	C/c	Φ
290	200	25



HB348
Material: Stainless steel
Finish: Satin / Dual Finish / Shiny / PVD Satin
 PVD Shiny / PVD Pose Gold

L	C/c	Φ
260	200	25



HB400
Material: Stainless steel
Finish: Satin / Dual Finish / Shiny / PVD Satin
 PVD Shiny / PVD Pose Gold

L	C/c	Φ
300	180	25



HB350
Material: Stainless steel
Finish: Satin / Dual Finish / Shiny / PVD Satin
 PVD Shiny / PVD Pose Gold

L	C/c
415	360



Committed To The Pursuit Of A Better
Life In Every Detail



HB501

Material: Stainless steel
Finish: Satin / Dual Finish / Shiny / PVD Satin / PVD Shiny / PVD Pose Gold

L	ϕ/c	Φ
415	120	30
315	100	25



HB503

Material: Stainless steel
Finish: Satin / Dual Finish / Shiny / PVD Satin / PVD Shiny / PVD Pose Gold

L	ϕ/c
450	320
340	230



HB290

Material: Stainless steel
Finish: Satin / Dual Finish / Shiny / PVD Satin / PVD Shiny / PVD Pose Gold

L	ϕ/c
370	280



HB316

Material: Stainless steel
Finish: Satin / Dual Finish / Shiny / PVD Satin / PVD Shiny / PVD Pose Gold

L	ϕ/c	Φ
350	150	25





EPAL started with the door handle the point of contact between the space and people and binds things to create new value.



HB651

Material: Stainless steel
Finish: Satin / Dual Finish / Shiny / PVD Satin
 PVD Shiny / PVD Pose Gold

L	ϕ/c	Φ
610	570	42



HB568

Material: Stainless steel
Finish: Satin / Dual Finish / Shiny / PVD Satin
 PVD Shiny / PVD Pose Gold

L	ϕ/c
600	450





HB101 AL
Material: Stainless steel
Finish: Satin / Dual Finish / Shiny / PVD Satin / PVD Shiny / PVD Pose Gold

L	C/c	Ø	QR
450	300	30x12	
1000	800	40x20	



HB211 AL
Material: Stainless steel
Finish: Satin / Dual Finish / Shiny / PVD Satin / PVD Shiny / PVD Pose Gold

L	C/c	Ø	QR
300	180	30x12	
450	300	30x12	
600	425	38x15	



HB229 AL
Material: Stainless steel
Finish: Satin / Dual Finish / Shiny / PVD Satin / PVD Shiny / PVD Pose Gold

L	C/c	Ø	QR
600	425	38x15	
1800	750	38x15	



HB210 AL
Material: Stainless steel
Finish: Satin / Dual Finish / Shiny / PVD Satin / PVD Shiny / PVD Pose Gold

L	C/c	Ø	QR
600	425	40x22	
1800	1300	40x22	



Aluminium & magnesium



HB108
Material: Stainless steel
Finish: Satin / Dual Finish / Shiny / PVD Satin / PVD Shiny / PVD Pose Gold

L	C/c	QR
170	125	
250	200	



HB102
Material: Stainless steel
Finish: Satin / Dual Finish / Shiny / PVD Satin / PVD Shiny / PVD Pose Gold

L	C/c	QR
152	120	
250	210	



HB107
Material: Stainless steel
Finish: Satin / Dual Finish / Shiny / PVD Satin / PVD Shiny / PVD Pose Gold

L	C/c	QR
162	110	
250	185	



HB103
Material: Stainless steel
Finish: Satin / Dual Finish / Shiny / PVD Satin / PVD Shiny / PVD Pose Gold

L	C/c	QR
145	110	
250	210	



HB105
Material: Stainless steel
Finish: Satin / Dual Finish / Shiny / PVD Satin / PVD Shiny / PVD Pose Gold

L	C/c	QR
145	100	



HB104
Material: Stainless steel
Finish: Satin / Dual Finish / Shiny / PVD Satin / PVD Shiny / PVD Pose Gold

L	C/c	QR
152	120	
200	150	



HB109
Material: Stainless steel
Finish: Satin / Dual Finish / Shiny / PVD Satin / PVD Shiny / PVD Pose Gold

L	C/c	QR
170	125	
250	150	



HB-9100A-01

Main accessories



HB-9100A-02

Main accessories



HB-9100A-05

Main accessories



HB-9100A-06

Main accessories



HB-9100A-03

Main accessories



HB-9100A-04

Main accessories



HB-9100A-07

Main accessories



HB-9100A-08

Main accessories





HB-9100A-09

Main accessories



HB-9100A-10



HB-9100A-11



HB-9100A-12



HB-9100A-13



HB-9100A-14



HB-9100A-15



HB-9100A-16



HB-9100A-17




主体	脚	脚片	胶垫	安装芯子	螺丝	紧定


EP LOCKING LADDER PULLS

Architectural Hardware

Excellent pai

锁派





Architecture/Landscape

OEM&ODM EXPORT

SINCE 1997

Major manufacturer and supplier of door hardware

Builder hardware & furniture hardware & sliding door hardware



Witness the perfect quality in the details

epai Locking Ladder Pulls **new**



- Locks Operate at a Comfortable
- Height Above the Floor
- No Kneeling or Bending to
- Lock or Unlock Doors
- Six Styles in Stock, Custom
- Sizes Available on Special Order
- Made of Durable Alloy 304/316 Stainless Steel Tubing
- Single and Double Locking Options Available

The newest and most practical option for 'all-glass' entrances is EPAI's new Locking Ladder Pulls. No more kneeling down to unlock the entry doors in the morning, or having to bend over after a long day at work to reach for the Lock at the bottom edge of the door. Simply turn a key or thumbturn located at a comfortable height above the finished floor to lock or unlock your doors. EPAI locking Ladder Pulls have a fully concealed deadbolt locking mechanism with models available that lock only into the floor, or both the floor and the header. We also offer Horizontal Pulls that lock into a jamb or sidelite. These Locking Ladder Pulls are intended for use with glass doors made from 3/8" to 1/2" (10 to 12mm) thick tempered glass.

The newest and most practical option for 'all-glass' entrances is EPAI's new Locking Ladder Pulls. No more kneeling down to unlock the entry doors in the morning, or having to bend over after a long day at work to reach for the Lock at the bottom edge of the door. Simply turn a key or thumbturn located at a comfortable height above the finished floor to lock or unlock your doors. EPAI locking Ladder Pulls have a fully concealed deadbolt locking mechanism with models available that lock only into the floor, or both the floor and the header. We also offer Horizontal Pulls that lock into a jamb or sidelite. These Locking Ladder Pulls are intended for use with glass doors made from 3/8" to 1/2" (10 to 12mm) thick tempered glass.



epai 84" Double Locking Ladder Black Ti Pulls **new**



- Locks at Both Top and Bottom
- Lock Operates at a Comfortable
- 47-1/4" (1200mm) Above the Floor
- 1-3/8" (35mm) Diameter Alloy 304/316
- Brushed Stainless Steel Tubing

Our new Double Locking Ladder Black Ti Pulls have a fully concealed deadbolt locking mechanism that is operated at 47-1/4" (1200mm) above the floor. No need to bend, simply turn a key or thumbturn located at a comfortable height above the finished floor to lock or unlock your doors. These Locking Ladder Black Ti Pulls are intended for use with glass doors made from 3/8" to 1/2" (10 to 12mm) thick tempered glass. They lock both at the header or transom and floor for security. Available in brushed stainless steel. Two ART. No.58DKSS Dustproof Keepers are included with each locking ladder Black Ti Pull. Optional Ladder Keepers for glass transoms are available separately (see top right). Please visit www.epai-hardware.com for details. Please visit www.epai-hardware.com for details.

Easy to operate Designer Thumbturn

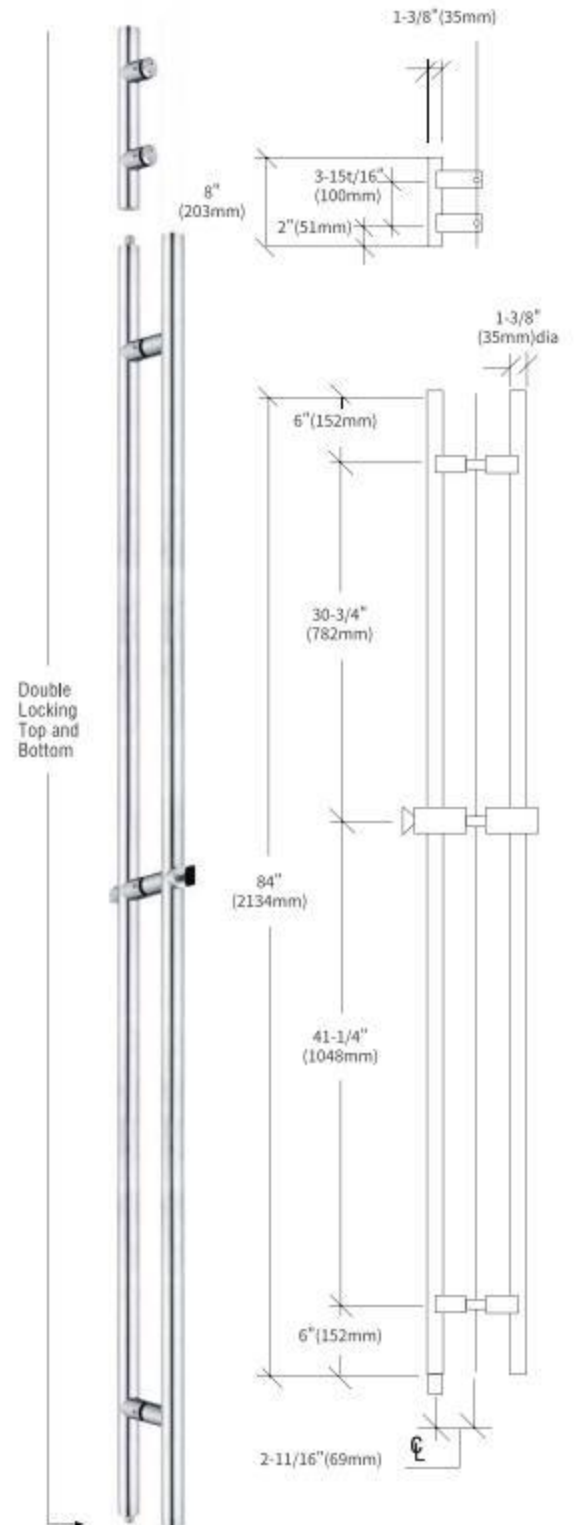


Double Door Installations Require Two Locking Handles



ART.No.LBK1BTSS

1-3/8" (35mm) Diameter
Brushed Stainless
Ladder Black Ti Keeper



ART.No.LLP 084BTSS

Brushed Stainless Steel Double
Locking Ladder Black Ti Pull Handle

epai

59" Locking Ladder Pulls new



- Locks Into the Floor Only
- Lock Operates at a Comfortable 47-1/4" (1200mm) Above the Floor
- (1200mm) Above the Floor
- 1-3/8" (35mm) Diameter Alloy 304/316
- Stainless Steel Tubing

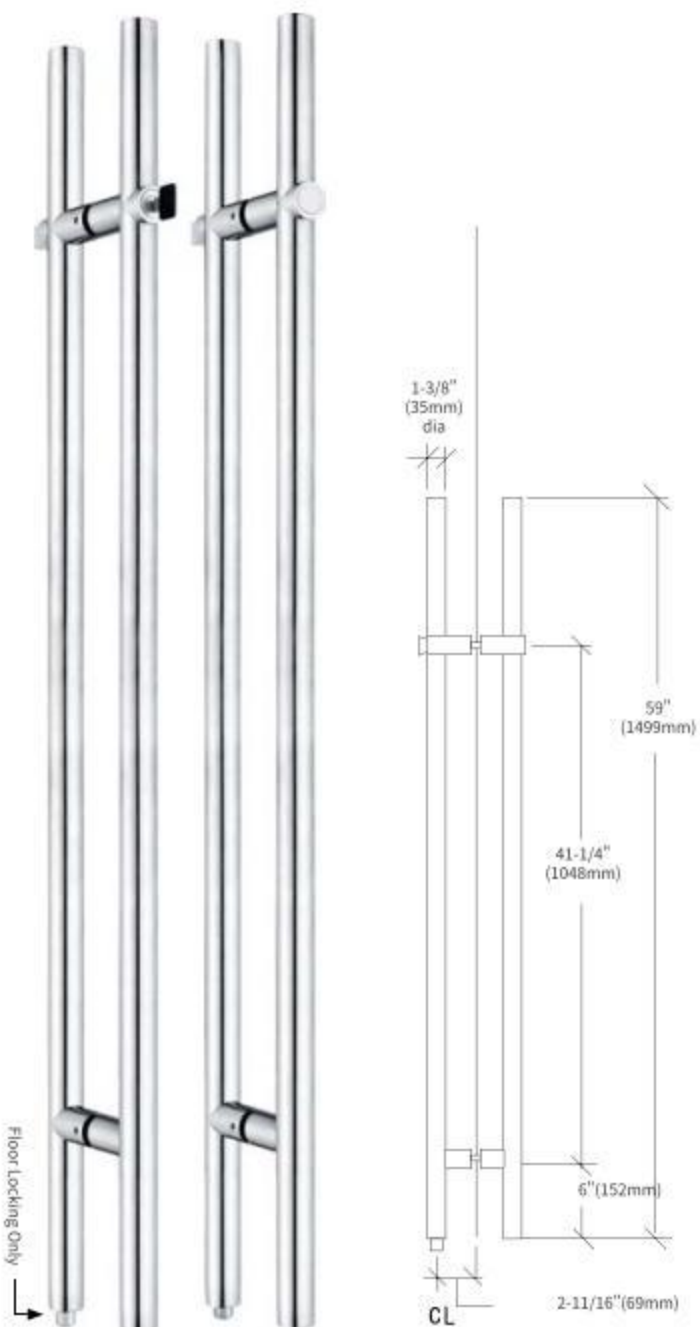
Our new Locking Ladder Pulls have a fully concealed deadbolt locking mechanism that is operated at 47-1/4" (1200mm) above the floor. No need to bend, simply turn a key or thumbturn located at a comfortable height above the finished floor to lock or unlock your doors. These Locking Ladder Pulls are intended for use with glass doors made from 3/8" to 1/2" (10 to 12mm) thick tempered glass. They lock into the floor only, and are available in brushed stainless steel One ART. Please visit www.epai-hardware.com for details.



Easy to operate Designer Thumbturn



Double Door Installations Require Two Locking Handles



ART.No.LLP-001-35
Brushed Stainless Steel
Locking Ladder Pull Handle

epai

53" Locking Ladder Pulls new



- Locks Into the Floor Only
- Lock Operates at a Comfortable 47-1/4" (1200mm) Above the Floor
- (1200mm) Above the Floor
- Available in Brushed Stainless
- 1" (25mm) Diameter Alloy 304/316
- Stainless Steel Tubing

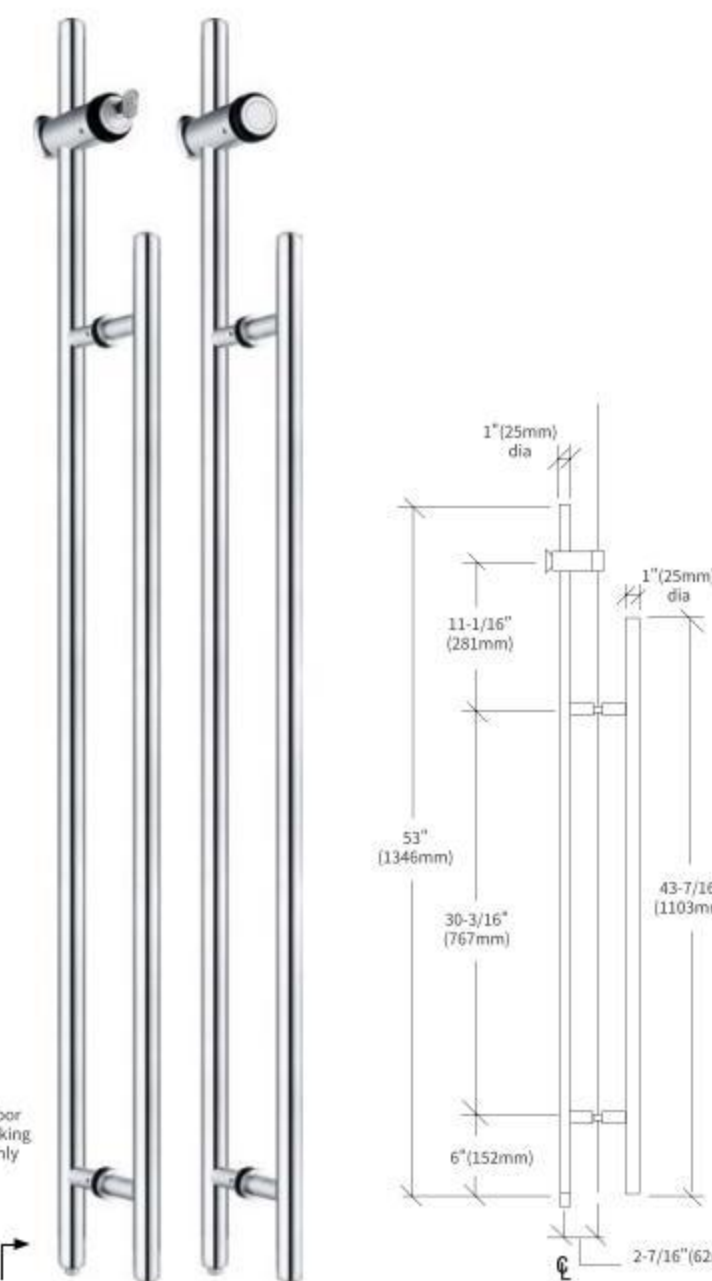
Interior Installation With Black Leather Wrapped Locking Ladder Pull Handles



Easy to operate Designer Thumbturn



Our new 53" (1346mm) Locking Ladder Pulls have a fully concealed deadbolt locking mechanism that is operated at 47-1/4" (1200mm) above the floor. No need to bend, simply turn a key or thumbturn located at a comfortable height above the finished floor to lock or unlock your doors. These Locking Ladder Pulls are intended for use with glass doors made from 3/8" to 1/2" (10 to 12mm) thick tempered glass. They lock into the floor only, and are available in brushed stainless steel or for steel. One ART. Please visit www.epai-hardware.com for details.



ART.No.LLP-002-25
Brushed Stainless Steel
Locking Ladder Pull Handle

epai 24" Horizontal Locking Ladder Pull and Keeper new



- Horizontal Locking Ladder Pull
- Brushed Stainless Steel Tubing
- Handle for Contemporary Look
- 1" (25mm) Diameter Alloy 304/316
- Can Be Used on Double and Single Doors

Our new Horizontal Locking Ladder Pull with give 3/8" to 1/2" (10 to 12mm) tempered glass doors a contemporary look. They have a fully concealed deadbolt locking mechanism that locks into a complementary Horizontal keeper for double door or single door with fixed glass panel installations. On single door installations the concealed locking mechanism engages into a Dustproof Keeper on the wall. No need to bend, simply turn key or thumbturn located at a comfortable height above the finished floor to lock or unlock doors.

Horizontal Locking Ladder Pulls are available in brushed stainless steel. One ART. Please visit www.epai-hardware.com for details. Placement of pulls in relation to vertical edge of door is critical and dependent upon application, handing of doors, and jamb conditions.


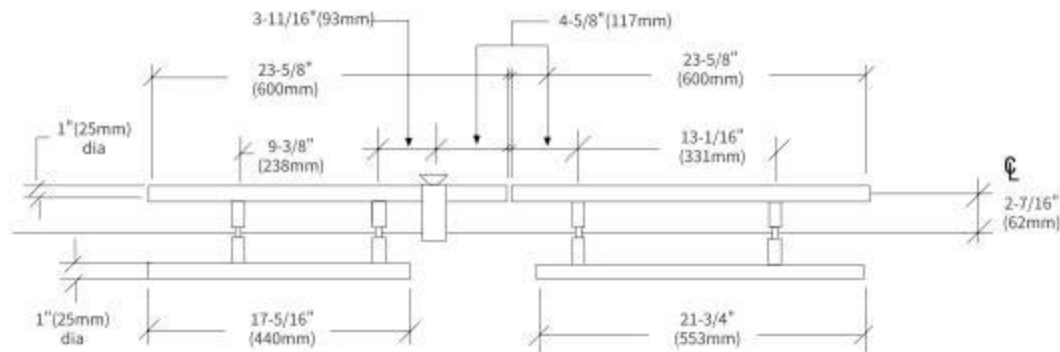


ART.No.LBk 3SS

Horizontal Locking Ladder Pulls Handle

ART.No.LLP024SS

Horizontal Keeper Ladder Pulls Handle



Double Door Installations Require One Locking Handle and One Keeper Handle, as well as a Bottom Patch Lock Installed on the Inactive Leaf to Properly Secure the Pair of Doors



Single Door Installations Require One Locking Handle and a Dustproof Keeper




Easy to Operate Designer Thumbturn

epai 59" Locking Ladder Squar Pulls new



- Locks Into the Floor Only
- Lock Operates at a Comfortable 47-1/4" (1200mm) Above the Floor
- 1-1/2" x 1" (38.1x25.4) Alloy 304/316 Stainless Steel Tubing

Our new Locking Ladder Pulls have a fully concealed beadbolt locking mechanism that is operated at 47-1/4" (1200mm) above the floor. No need to bend, simply turn a key or thumbturn located at a comfortable height above the finished floor to lock or unlock your doors. These Locking Ladder Pulls are intended for use with glass doors made from 3/8" to 1/2" (10 to 12mm) thick tempered glass. They lock into the floor only, and are available in brushed stainless steel One ART. Please visit www.epai-hardware.com for details.



Easy to Operate Designer Thumbturn



Double Door Installations Require Two Locking Handles



ART.No.LLP 059SQSS

Brushed Stainless Steel Locking Ladder Pull Handle

epai 84" Double Locking Ladder Squarar Pulls **new**



- Locks at Both Top and Bottom
- Lock Operates at a comfortable
- 47-1/4" (1200mm) Above the Floor
- 1-1/2"x1" (38.1x25.4) Alloy 304/316
- Brushed Stainless Steel Tubing

Our new Double Locking Ladder Pulls have a fully concealed deadbolt locking mechanism that is operated at 47-1/4" (1200mm) above the floor. No need to bend, simply turn a key or thumbturn located at a comfortable height above the finished floor to lock or unlock your doors. These Locking Ladder Pulls are intended for use with glass doors made from 3/8" to 1/2" (10 to 12mm) thick tempered glass. They lock both at the header or transom and floor for ultimate security. Available in brushed stainless steel. Two ART.No.58DKSS Dustproof Keepers are included with each locking ladder Pull. Optional Ladder Keepers for glass transoms are available separately (see top right). Please visit www.epai-hardware.com for details.

Easy to operate Designer Thumbturn

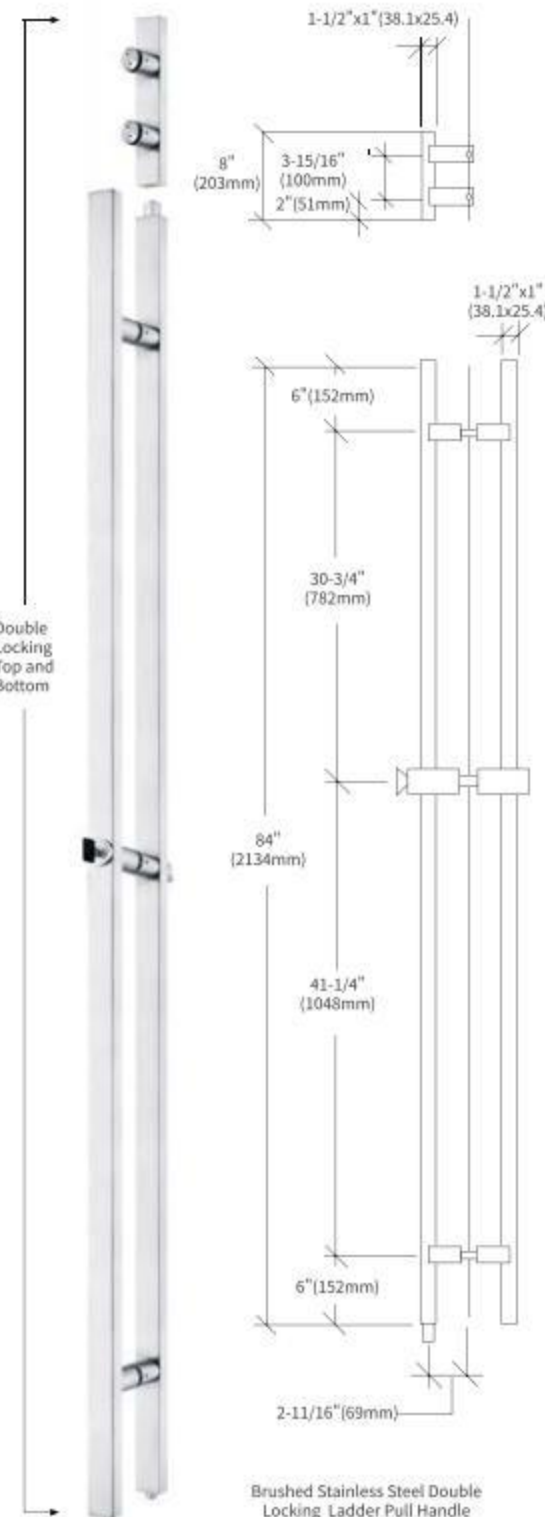


Double Door Installations Require Two Locking Handles



ART.No.LBK3SS

1-1/2"x1" (38.1x25.4)
Brushed Stainless Ladder Keeper



epai 84" Double 1-3/8" (35mm) Ladder Keeper **new**

- 1-3/8" (35mm) Diameter Alloy 304/316 Brushed Stainless Steel Tubing

This Ladder Keeper is designed to work with ART.No.LLP084SS Locking Ladder Pulls only when used with a glass transom. Intended for use with 3/8" to 1/2" (10 to 12mm) tempered glass. Brushed stainless steel finish to complement the Locking Ladder Pulls. Minimum order is one each.



epai 1-3/8" (35mm) Single Hole Keeper **new**

- 1-3/8" (35mm) Diameter Alloy 304/316 Brushed Stainless Steel Tubing

This Keeper only requires a single hole in the glass. It is designed to work with ART. No.LLP084SS Locking Ladder pulls only when used with a glass transom. Intended for use with 3/8" to 1/2" (10 to 12mm) tempered glass. Brushed stainless steel finish to complement the Locking Ladder Pulls. Minimum order is one each.



epai 1" (25mm) Ladder Squarar Keeper **new**

- 1" (25mm) Diameter Alloy 304/316 Brushed Stainless Steel Tubing

This Ladder Keeper is designed to work with ART. No.'s LLP084SQSS, Locking Ladder Pulls only when used with a glass transom or sidelite. Intended for use with 3/8" to 1/2" (10 to 12 mm) tempered glass. Brushed stainless steel finish to complement the Locking Ladder Pulls. Minimum order is one each.



epai Dustproof Keeper **new**

- For epai Locking Ladder Pulls Accepts 5/8" (16mm) Throw Bolt Alloy 304/316 Brushed Stainless Steel

Our new Dusproof Keeper is intended to work with all EPAI Locking Ladder Pulls with a concealed deadbolt locking mechanism. Brushed stainless steel finish. Requires a hole 1" (25mm) in diameter by 1-7/8" (48mm) deep. Minimum order is one each.

