



APEX REFRIGERATION EQUIPMENT LIMITED

Professional commercial display refrigeration



online virtual showroom



www.apexcool.com



COMPANY PROFILE

Apex Refrigeration Equipment Limited was founded in 2007 as a professional manufacturer for commercial refrigeration equipments. Within our 4 main product ranges of Beverage Cooler, Cake Showcase, Kitchen Refrigerator and Supermarket Equipment, we annually export more than 50000 units.

APEX upright cooler and freezer are completely export-oriented designed & re-developed. Attribute to the international leading concept of commercial refrigeration, and reliable quality, our products has been widely sold in USA, Canada, England, France, Spain, Norway, Finland, Saudi, UAE, Australia, South Africa etc. more than 30 countries. More than 200 customers have been joining hands with us in either OEM or ODM business. Some among those are globally well-known brands such as Pepsi, Unilever, Sanden, Heineken, Walt-mart etc.



ADVANTAGE

our team members have strong career background in the leading company of this industry

They are well educated and rich in experience,either in services or R&D we are good-listeners and fast action



our production base ISO certified ,with advanced production line and well-trained workers,sufficient productivity ensures fast delivery even in the high season of the year

our equipments are up-to-date model from the top brand of industry,that ensures we have the best quality from the beginning of process,we are saving every penny for you from the complete manufacturing process



our extra inspection procedure with independent standard is the most important chain in securing your benefit,in addition, we offer impeccable warranty&after-sales service that covers your entire

Apex Use high-end quality components process the fridge, make high quality not only appearance but also cooling system



Apex with sufficient-produce production capacity,and super-strong engineer technical team to face different customized refrigeration produce.





Art of Metal

Apex creatively combine sheet metal with stylish injection plastic. That makes art pattern possible to be applied on front grill without affection of ventilation.



The classic louver type of grill is also available as an option.



Full Size Glass Door Display

In order to maximize brand exposure, we innovatively turn the canopy into a full size glass door. As the height of glass door increase, we can display one more shelf than typical cooler.



Backlit header is optionally to be applied behind the glass.



Full size glass door offer more bottle loading capacity and display facing, it's a better choice for beverage branding and promotion!

Efforts in Energy Saving

As a pioneer of commercial display cooler industry, it's our responsibility to build a fridge with the best performance but less energy consumption. We assure you that the fridge you bought from us has applied all essential environmental green technology, such as High density (39-42KG/cbm) Cyclopentane foaming Froen - free green gas. Propane gas has High COP compressor Self-closing door



We considering a whole process energy saving concept in our business philosophy. Firstly we must built a very durable fridge to reduce the effect to then environment, secondary the material from our product must be as much as better to be recyclable and for all those non recyclable part it must be non-toxic and environmentally friendly.



A+++

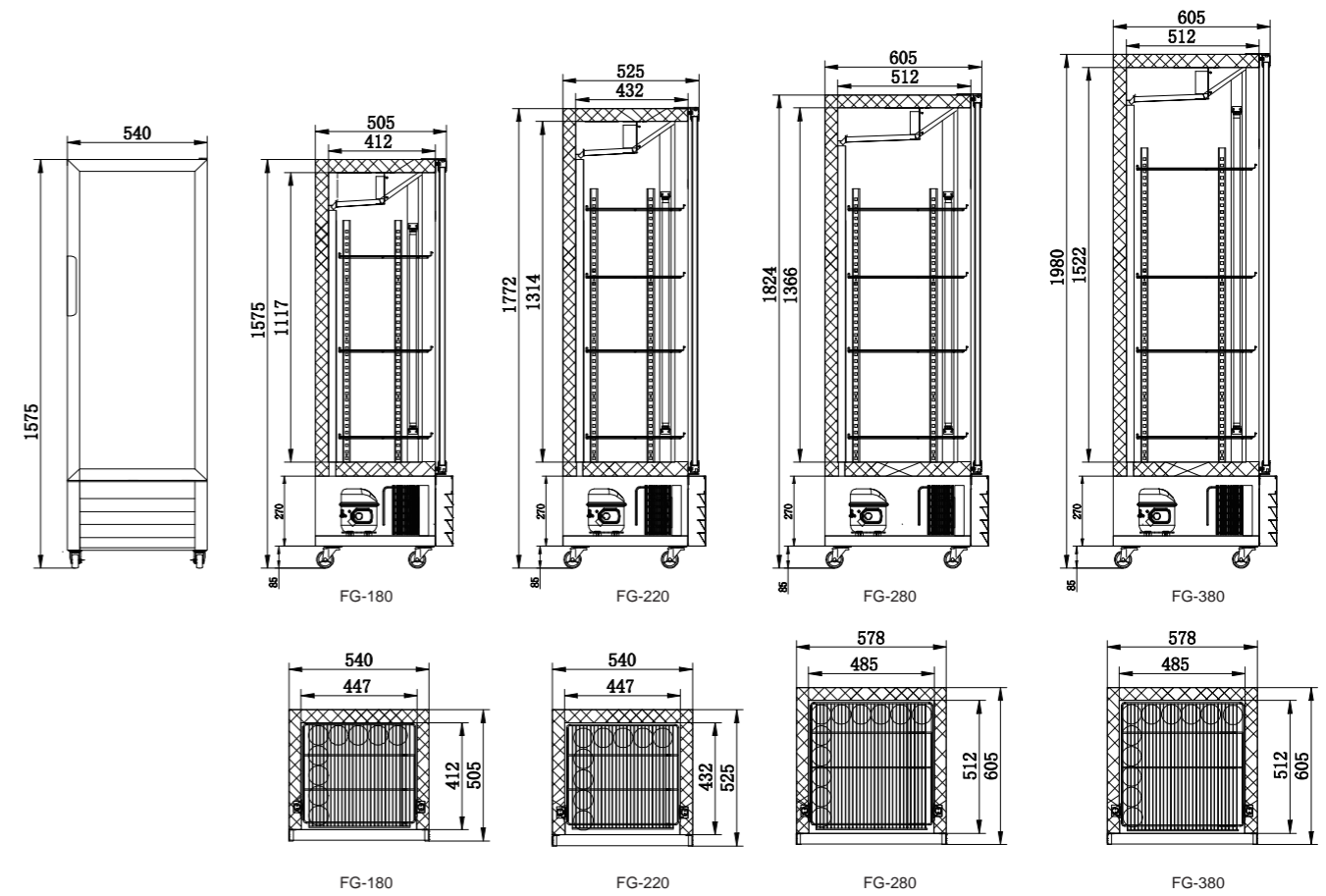


▶ Single Door Upright Cooler



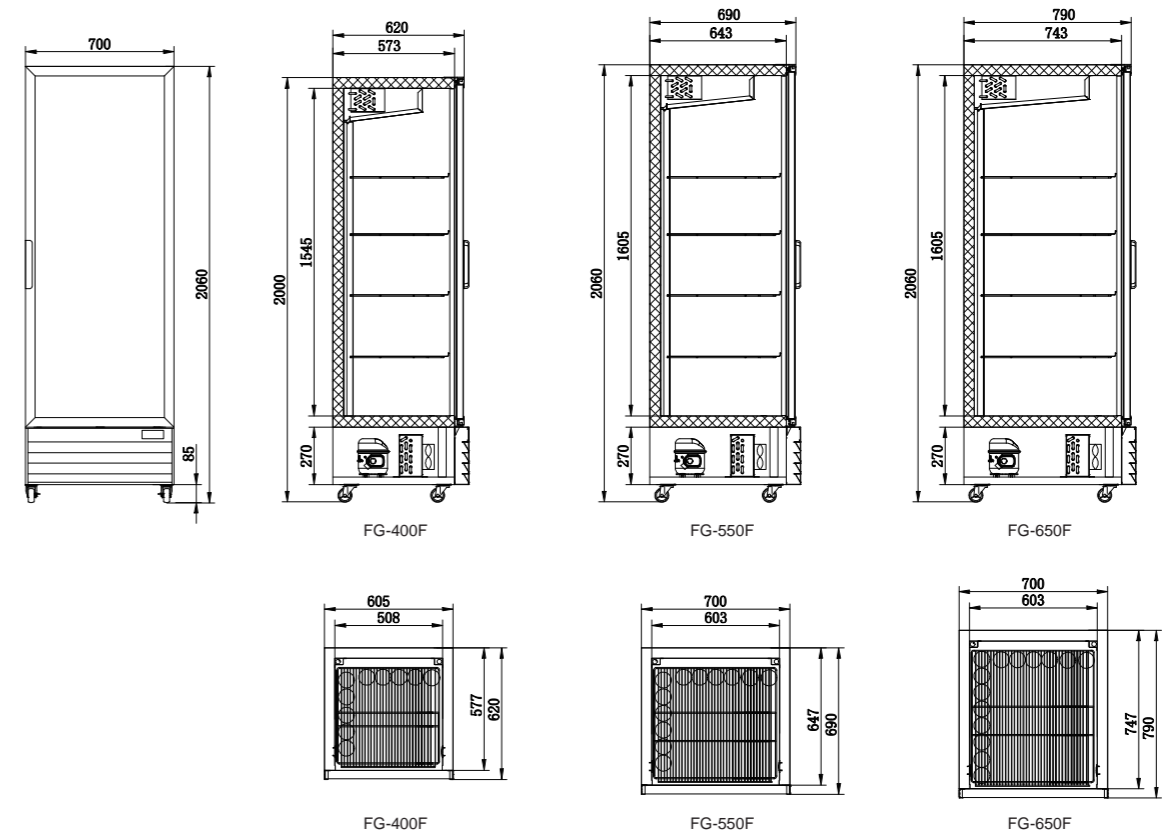
-220V 50/60Hz, -110V/60Hz
 R134a/R600a
 ST, 0~10°C

MODEL	Gross Volume(Liter/Cuft)	Net/Gross Weight(KG)	Product dimension(mm)	Packing dimension(mm)	Loading Qty (20'/40'/40'H)
FG-180	163/5.8	52/56	540X505X1575	585X565X1600	40/80/108
FG-220	206/7.3	56/60	540X525X1772	585X565X1820	40/80/104
FG-280	282/9.9	65/70	578X605X1824	624X630X1870	27/57/75
FG-380	363/12.8	70/75	578X605X1980	624X630X2025	27/57/75



-220V 50/60Hz, -110V/60Hz
 R134a/R600a
 ST, 0~10°C

MODEL	Gross Volume(Liter/Cuft)	Net/Gross Weight(KG)	Product dimension(mm)	Packing dimension(mm)	Loading Qty (20'/40'/40'H)
FG-400F	396 / 14	79/84	605X620X2000	645X665X2085	27/54/54
FG-550F	543 / 19.1	101/106	700X690X2060	745X726X2120	24/48/48
FG-650F	640 / 22.6	106/112	700X790X2060	745X826X2120	21/42/42



▶ Single Door Upright Cooler



-220V 50/60Hz, -110V/60Hz
 R134a/R600a
 ST,0-10°C

MODEL	Gross Volume(Liter/Cuft)	Net/Gross Weight(KG)	Product dimension(mm)	Packing dimension(mm)	Loading Qty (20'/40'/40'H)
LG-180	163/5.8	52/56	540X505X1575	585X565X1600	40/80/108
LG-220	206/7.3	56/60	540X525X1772	585X565X1820	40/80/104
LG-280	282/9.9	65/70	578X605X1824	624X630X1870	27/57/75
LG-380	363/12.8	70/75	578X605X1980	624X630X2025	27/57/75

▶ Double Door Upright Cooler




-220V 50/60Hz, -110V/60Hz
 R134a/R600a
 ST,0-10°C

MODEL	Gross Volume(Liter/Cuft)	Net/Gross Weight(KG)	Product dimension(mm)	Packing dimension(mm)	Loading Qty (20'/40'/40'H)
LG-180	163/5.8	52/56	540X505X1575	585X565X1600	40/80/108
LG-220	206/7.3	56/60	540X525X1772	585X565X1820	40/80/104
LG-280	282/9.9	65/70	578X605X1824	624X630X1870	27/57/75
LG-380	363/12.8	70/75	578X605X1980	624X630X2025	27/57/75



-220V 50/60Hz, -110V/60Hz
 R134a/R600a
 ST,0-10°C

MODEL	Gross Volume(Liter/Cuft)	Net/Gross Weight(KG)	Product dimension(mm)	Packing dimension(mm)	Loading Qty (20'/40'/40'H)
LG-400F	396 / 14	79/84	605X620X2000	645X665X2085	27/54/54
LG-550F	543 / 19.1	101/106	700X690X2060	745X726X2120	24/48/48
LG-650F	640 / 22.6	106/112	700X790X2060	745X826X2120	21/42/42



-220V 50/60Hz, -110V/60Hz
 R134a/R600a
 ST,0-10°C

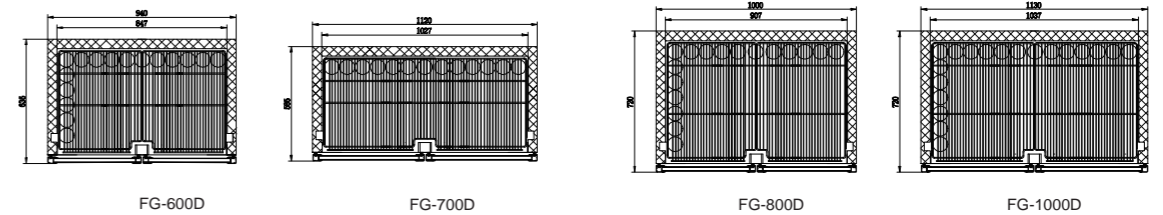
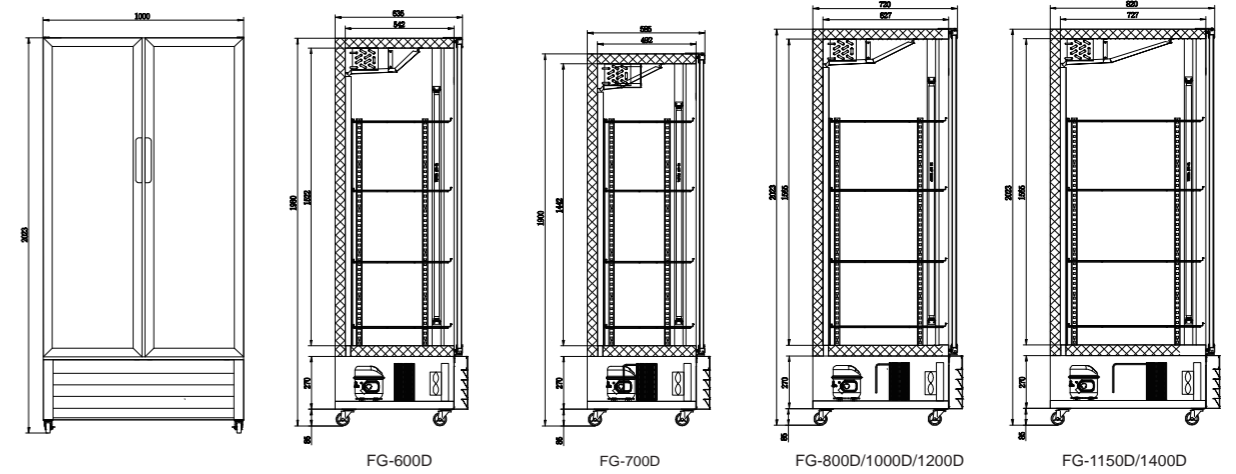
MODEL	Gross Volume(Liter/Cuft)	Net/Gross Weight(KG)	Product dimension(mm)	Packing dimension(mm)	Loading Qty (20'/40'/40'H)
LG-400F	396 / 14	79/84	605X620X2000	645X665X2085	27/54/54
LG-550F	543 / 19.1	101/106	700X690X2060	745X726X2120	24/48/48
LG-650F	640 / 22.6	106/112	700X790X2060	745X826X2120	21/42/42

▶ Double Hinge Door Upright Cooler



-220V 50/60Hz, -110V/60Hz
 R134a/R290
 ST,0-10°C

MODEL	Gross Volume(Liter/Cuft)	Net/Gross Weight(KG)	Product dimension(mm)	Packing dimension(mm)	Loading Qty (20'/40'/40'H)
FG-600D	644 / 22.7	120/135	940X635X1980	990X685X2060	17/36/36
FG-700D	681 / 24	115/123	1120X585X1900	1160X615X1940	18/38/48
FG-800D	828 / 29.2	132/149	1000X720X2023	1050X770X2100	16/33/33
FG-1000D	947 / 33.4	139/157	1130X720X2023	1185X770X2100	15/30/30
FG-1150D	1109 / 39.2	155/174	1130X820X2023	1180X870X2100	11/23/23
FG-1200D	1132 / 40	160/180	1330X720X2023	1380X770X2100	12/25/25
FG-1400D	1324 / 47.5	173/195	1330X820X2023	1380X870X2100	10/22/22

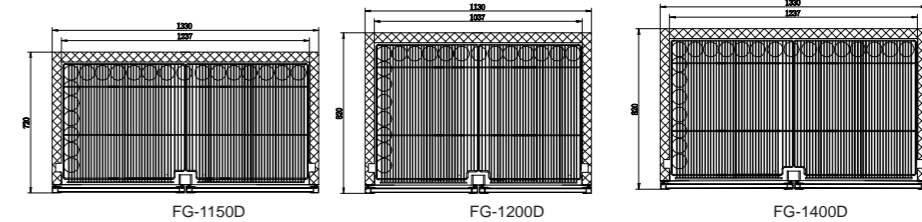


FG-600D

FG-700D

FG-800D

FG-1000D



FG-1150D

FG-1200D

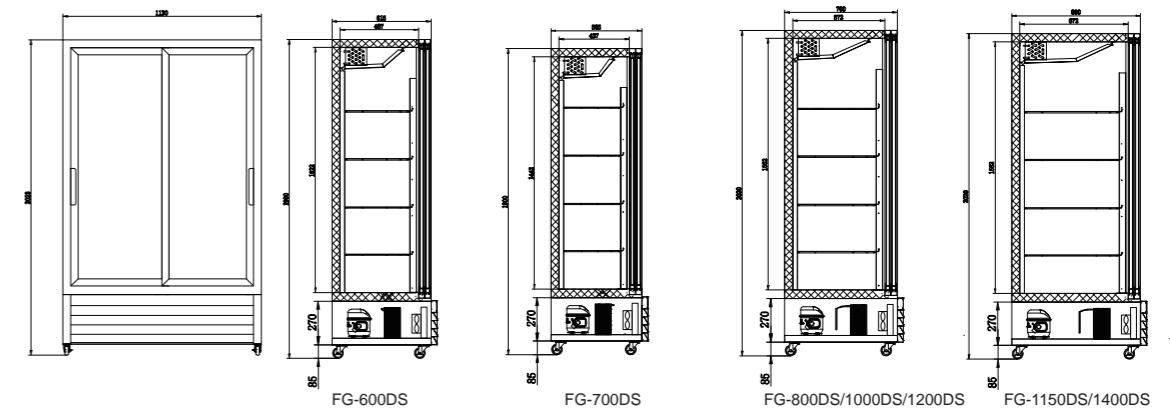
FG-1400D

▶ Double Sliding Door Upright Cooler



-220V 50/60Hz, -110V/60Hz
 R134a/R290
 ST,0-10°C

MODEL	Gross Volume(Liter/Cuft)	Net/Gross Weight(KG)	Product dimension(mm)	Packing dimension(mm)	Loading Qty (20'/40'/40'H)
FG-800DS	590 / 20.8	117/132	940X615X1980	990X665X2060	19/41/41
FG-700DS	688 / 24.3	108/116	1120X565X1900	1160X595X1960	18/38/48
FG-800DS	780 / 27.6	130/147	1000X700X2020	1050X760X2100	16/33/33
FG-1000DS	880 / 31.1	136/154	1130X700X2020	1190X750X2100	15/30/30
FG-1150DS	1040 / 36.7	153/172	1130X800X2020	1190X850X2100	11/24/24
FG-1200DS	1050 / 37.1	158/178	1330X700X2020	1390X750X2100	12/25/25
FG-1400DS	1250 / 44.2	171/193	1330X800X2020	1380X850X2100	10/22/22

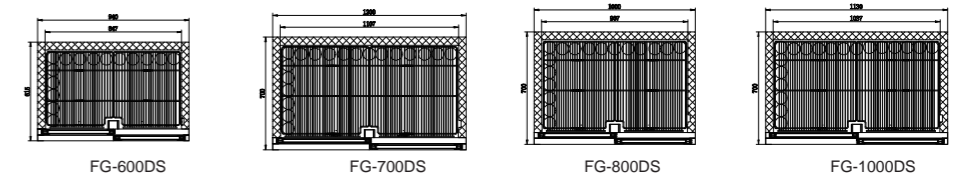


FG-600DS

FG-700DS

FG-800DS/1000DS/1200DS

FG-1150DS/1400DS

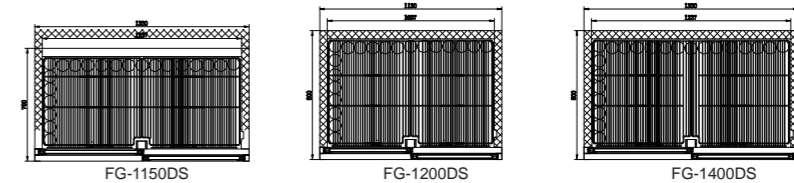


FG-600DS

FG-700DS

FG-800DS

FG-1000DS



FG-1150DS

FG-1200DS

FG-1400DS

▶ Upright Cooler Features



① Dynamic cooling system

The cold air is well-distributed from fin type evaporator to every corner of the cooler with no frost. Dynamic cooling system is the best choice for beverage and food industry.



② high quality compressor and motor, quite and efficient




③ Digital Controller

Cooler temperature can be precisely set by a digital thermostat with a LED indicator. Multiple functions are integrated in the controller with simple touch button control. Password is required before access to critical parameter.



④ Auto-evaporation system

Hot Gas Aid Evaporative Drip Tray remove water from defrost automatically. Meanwhile, it helps to reduce energy consumption as it cools down the condenser.



⑤ Universal casters

All Apex upright coolers are equipped with universal casters for easy repositioning. The front wheels can be locked in location.



⑥ Lock & key

Locks are installed on both sliding door and hinge door. Keys are provided in the owner's package.




⑦ Heavy Duty Wire Shelf

The shelves is strengthened for 35KG loading capacity and less than 8mm gap make sure all sorts of bottles stay steady.

Aluminum track is rustless and super durable. Shelf gap can be adjusted freely by repositioning the aluminum shelf holders.

⑧ LED lighting

High brightness but energy saving LED light is installed vertically at the side of each cooler. Lights can be switched off independently for energy saving.



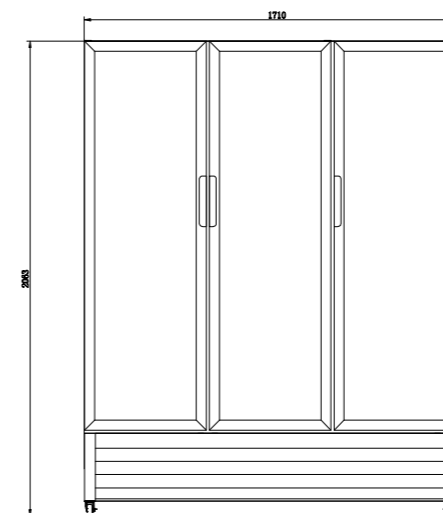
▶ Triple Door Upright Cooler



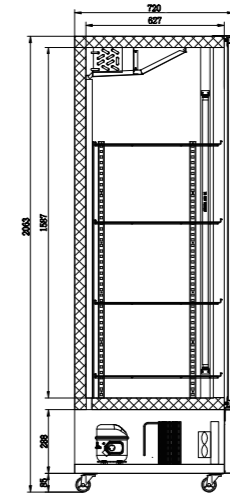
- * Dynamic cooling system, strong and even cooling power;
- * N-ST wide climate range, over-sized robust compressor;
- * Digital Controller;
- * Adjustable heavy duty shelf;
- * With self-closing door;
- * With hot gas evaporated drip tray;
- * With front hot wind blowing to relieve fog;

⚡ -220V 50/60Hz, -110V/60Hz ❄️ R134a/R290 🌡️ ST,0~10°C

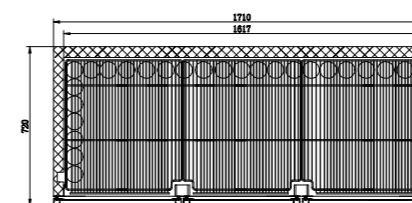
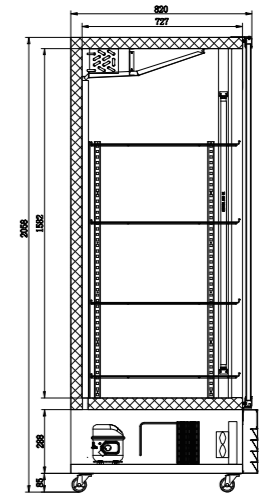
MODEL	Gross Volume(Liter/Cuft)	Net/Gross Weight(KG)	Product dimension(mm)	Packing dimension(mm)	Loading Qty (20'/40'/40'H)
LG-1500T	1483 / 52.4	200/222	1710X720X2063	1760X770X2140	9 /19/19
LG-2000T	2046 / 72.2	300/322	1985X820X2058	2050X895X2120	6/13/13



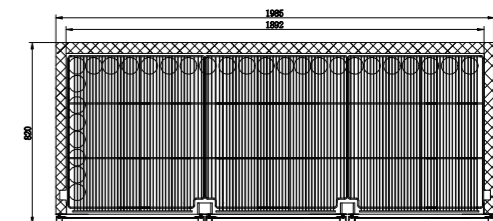
LG-1500T



LG-2000T

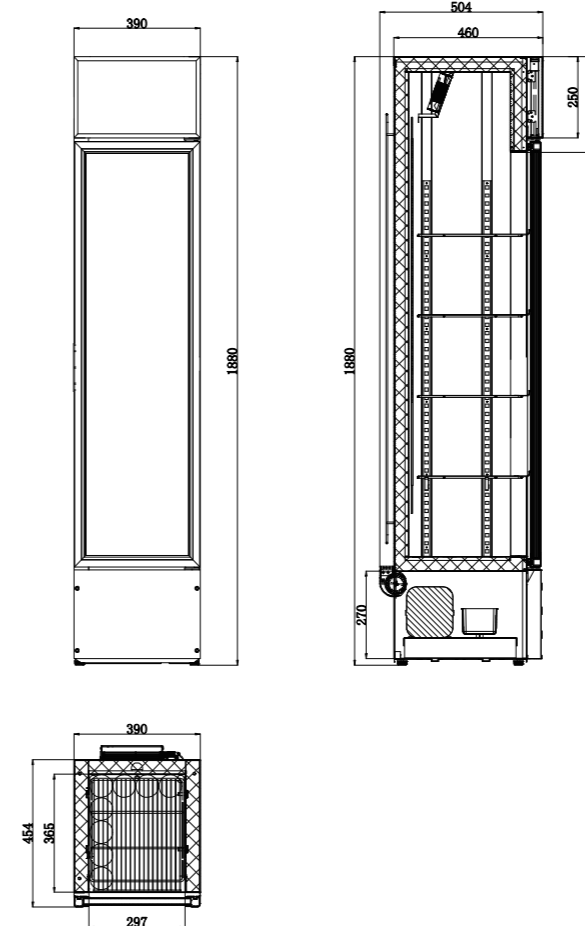


LG-1500T



LG-2000T

► Slim Upright Cooler/Freezer



- * Slim and impulse design
- * Adjustable wire shelf;
- * With vertical inner lighting;
- * With self-closing door;
- * With hot gas evaporated drip tray;
- * High quality compressor and motor, quite and efficient

⚡ -220V 50/60Hz, -110V/60Hz

❄️ R134a/R600a

MODEL	Gross Volume(Liter/Cuft)	Net/Gross Weight(KG)	Product dimension(mm)	Packing dimension(mm)	Loading Qty (20'/40'/40'H)	Temp.Control
LG-165SL	160 / 5.7	60/63	390X475X1880	450x530x1950	55/110/139	0-10°C
UF-165SL	160 / 5.7	60/63	390X475X1880	450x530x1950	55/110/139	≤18°C

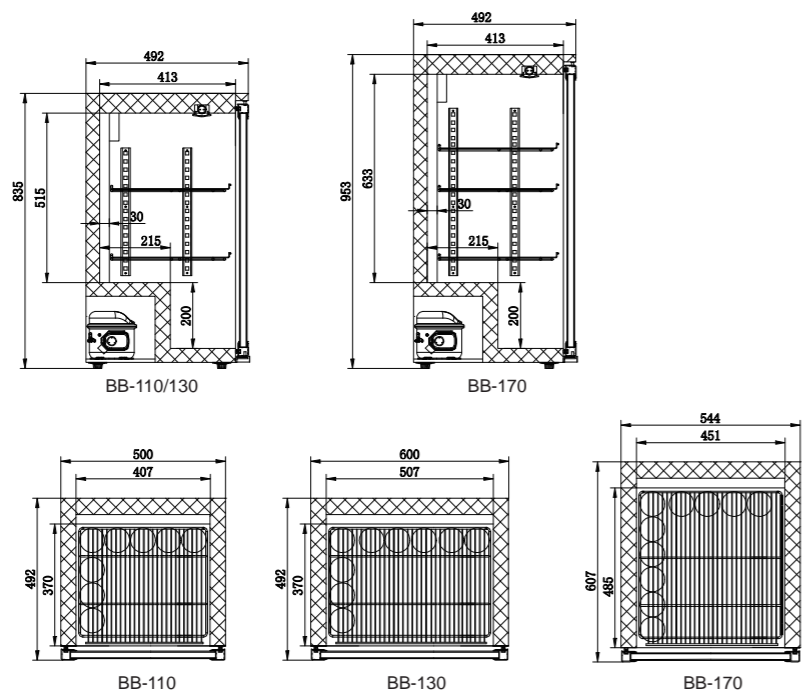
▶ Single Door Back Bar Cooler



dates cooler.
salad and beverage combine cooler.

⚡ -220V 50/60Hz, -110V/60Hz ❄️ R134a/R600a/R290 🌡️ ST,0~10°C

MODEL	Gross Volume(Liter/Cuft)	Net/Gross Weight(KG)	Product dimension(mm)	Packing dimension(mm)	Loading Qty (20'/40'/40'H)
BB-110	102 / 3.6	35/38	500X530X835	545X570X920	80/168/168
BB-130	126 / 4.5	43/47	600X530X835	645X570X920	72/144/144
BB-170	174 / 6.1	49/51	544X645X953	589X688X1040	54/120/120



▶ Back Bar Cooler Features



① Fan cooling system



② Extruded handle



③ With lock to prevent unauthorized access



④ Silent sliding wheels with self-closing function



⑤ With horizontal light



⑥ Self-evaporated drip tray, maintenance free



⑦ High quality chromed shelf, with aluminum track and supporter, adjustable height

⑧ High quality compressor and motor, quite and efficient environment friendly refrigerant, HCFCs free products

⑨ With digital controller

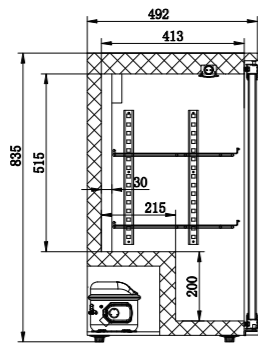


▶ Double Door Back Bar Cooler

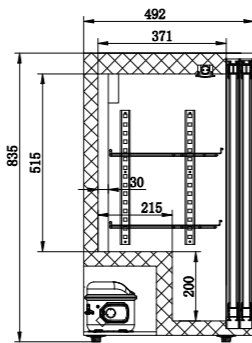


-220V 50/60Hz, -110V/60Hz
 R134a/R600a/R290
 ST, 0~10°C

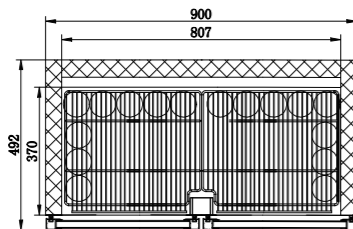
MODEL	Gross Volume(Liter/Cuft)	Net/Gross Weight(KG)	Product dimension(mm)	Packing dimension(mm)	Loading Qty (20'/40'/40'H)
BB-210D	199 / 7	57/61	900X530X835	945X570X920	48/96/96
BB-210DS	199 / 7	58/62	900X520X835	945X570X920	48/96/96



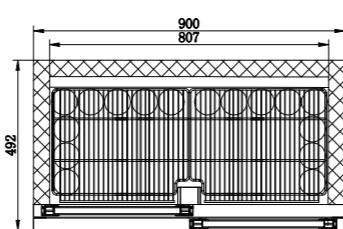
BB-210D



BB-210DS



BB-210D



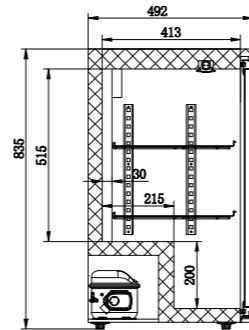
BB-210DS

▶ Triple Door Back Bar Cooler

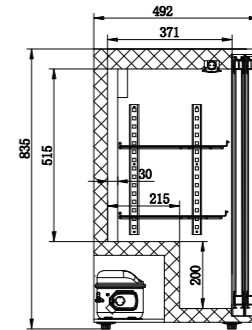


-220V 50/60Hz, -110V/60Hz
 R134a/R600a
 ST, 0~10°C

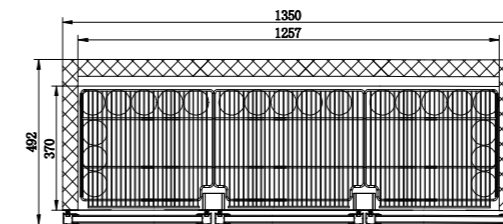
MODEL	Gross Volume(Liter/Cuft)	Net/Gross Weight(KG)	Product dimension(mm)	Packing dimension(mm)	Loading Qty (20'/40'/40'H)
BB-320T	308 / 10.9	78/82	1350X530X835	1400X570X920	32/66/66
BB-320TS	308 / 10.9	81/85	1350X520X835	1400X570X920	32/66/66



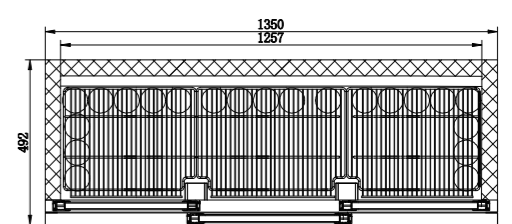
BB-320T



BB-320TS



BB-320T



BB-320TS

▶ Can Cooler

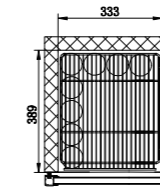
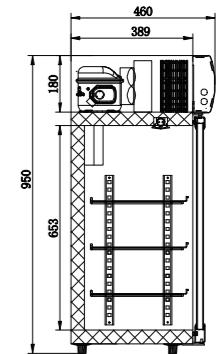
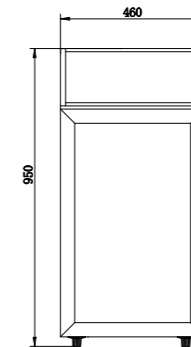
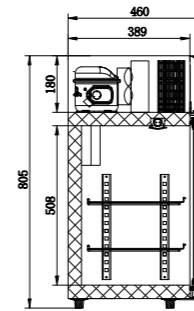
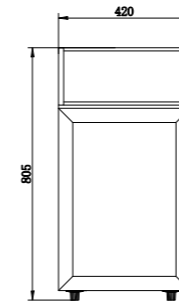


- * Design for beverage promotion and outdoor event;
- * With 4 universal wheels
- * With hot gas evaporated drip tray;
- * High quality compressor and motor, quite and efficient

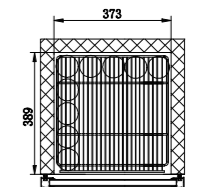
-220V 50/60Hz,-110V/60Hz
 R134a/R600a
 ST,0~10°C

MODEL	Gross Volume(Liter/Cuft)	Net/Gross Weight(KG)	Product dimension(mm)	Packing dimension(mm)	Loading Qty (20'/40'/40'H)	Type
CC-40G	43L	18/20	∅ 445X735	460X460X790	180 / 375 / 375	
CC-50G	53L	17/19	∅ 445X835	460X460X890	120/250/375	
CC-65G	66L	19/21	∅ 445X960	460X460X1015	120/250/250	
CC-80G	76L	20/22	∅ 445X1060	460X460X1115	120/250/250	
CC-85G	90L	24/27	∅ 565X836	580X580X890	80 / 160 / 240	
CC-55TR	55L	29/30	∅426X970	440X440X1025	120/250/250	Transparent barrel

▶ Counter Top Display Cooler/Freezer



CT-50



CT-80

- * Slim and impulse design
- * Adjustable wire shelf;
- * With separate canopy lighting and inner lighting;
- * With self-closing door;
- * With hot gas evaporated drip tray;
- * High quality compressor and motor, quite and efficient

-220V 50/60Hz,-110V/60Hz
 R134a/R600a
 ST,0~10°C

MODEL	Gross Volume(Liter/Cuft)	Net/Gross Weight(KG)	Product dimension(mm)	Packing dimension(mm)	Loading Qty (20'/40'/40'H)
CT-50	60 / 1.77	25/27	420X460X805	460X505X885	140/295/345
CT-80	84 / 2.83	29/31	460X460X950	505X505X1030	88/184/230

▶ Medicine Refrigerator



- * Dynamic cooling system, with foaming door, energy saving;
- * With door racks easily classify different category of items
- * Digital Controller;
- * Adjustable heavy duty shelf;
- * With self-closing door, door stay open at 120 degree
- * With hot gas evaporated drip tray.

-220V 50/60Hz,-110V/60Hz
 R134a/R290
 ST,0~10°C

MODEL	Gross Volume(Liter/Cuft)	Net/Gross Weight(KG)	Product dimension(mm)	Packing dimension(mm)	Loading Qty (20'/40'/40'H)
MR-650F	635 / 22.4	112/246.9	700X770X2060	745X811X2120	21/42/42
MR-1150D	1109 / 39.2	155/174	1130X800X2023	1180X855X2100	10/22/22
MR-1400D	1324 / 47.5	173/195	1330X800X2023	1380X855X2100	9/21/21

▶ Top Mounted Models

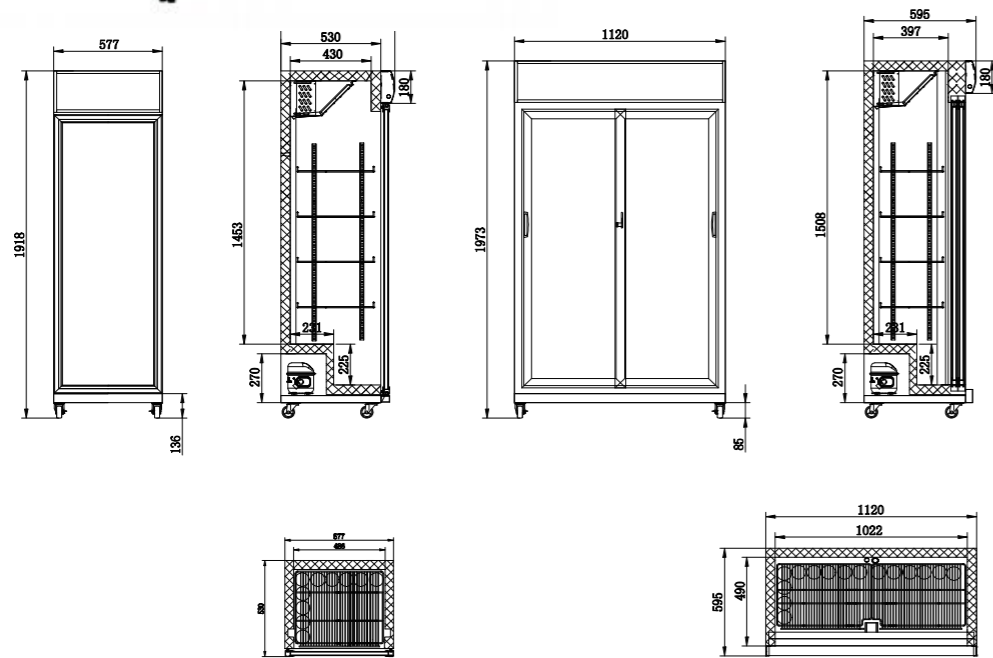


- * Dynamic cooling system, strong and even cooling power;
- * Top mounted compressor;
- * Digital Controller;
- * Adjustable heavy duty shelf;
- * With self-closing door;
- * With hot gas evaporated drip tray;

-220V 50/60Hz,-110V/60Hz
 R134a/R600a
 ST,0~10°C

MODEL	Gross Volume(Liter/Cuft)	Net/Gross Weight(KG)	Product dimension(mm)	Packing dimension(mm)	Loading Qty (20'/40'/40'H)
LG-450T	432 / 15.2	82/88	605X665X2000	645X710X2085	27/54/54
LG-550T	543 / 19.1	101/106	700X690X2060	745X726X2120	24/48/48
LG-1000DT	947/ 33.4	139/157	1130X720X2023	1185X770X2100	15/30/30
LG-1200DT	1132 / 40	160/180	1330X720X2023	1380X770X2100	12/25/25
LG-1500TT	1483 / 52.4	220/222	1710X720X2063	1760X770X2140	9 /19/19

▶ Step Type Cooler



LG-390E

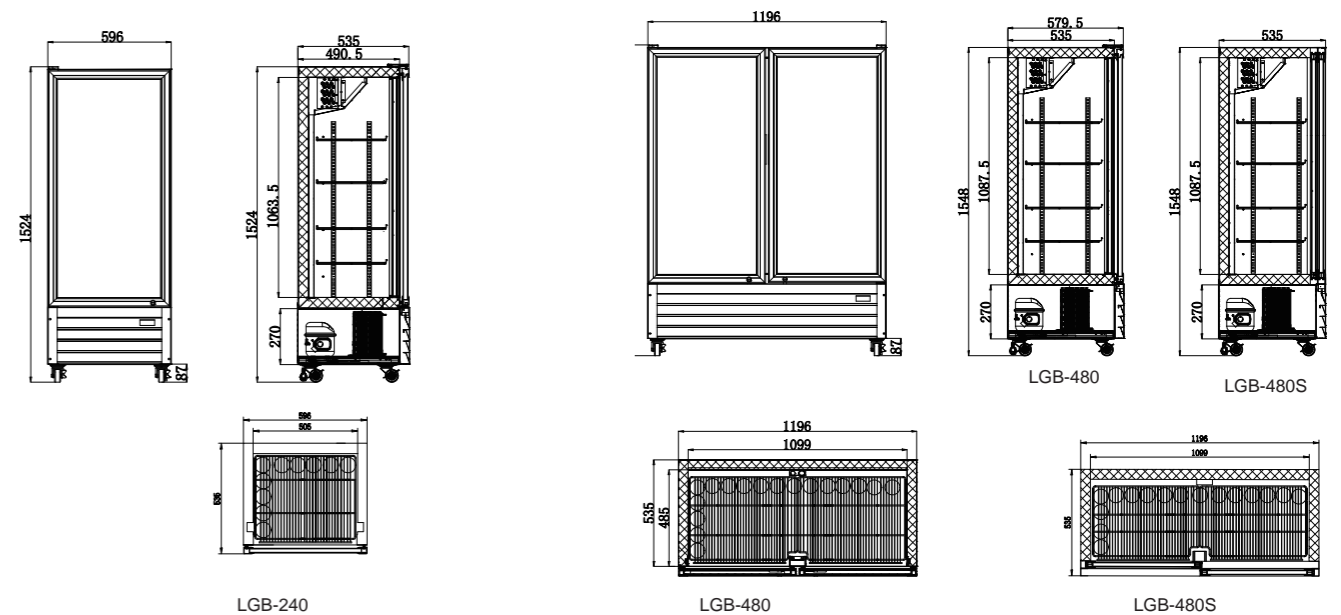
LG-590E

* Full glass door display with step type compressor compartment

⚡ -220V 50/60Hz,-110V/60Hz ❄️ R290/R600a 🌡️ ST,0~10°C

MODEL	Gross Volume(Liter/Cuft)	Net/Gross Weight(KG)	Product dimension(mm)	Packing dimension(mm)	Loading Qty (20'/40'/40'H)
LG-390E	396/14	79/84	577X605X1918	624X630X2003	27/57/57
LG-590E	590/20.8	82/88	1120X596X1973	1170X646X2003	20/43/43

▶ Cashier Cooler



LGB-240

LGB-480

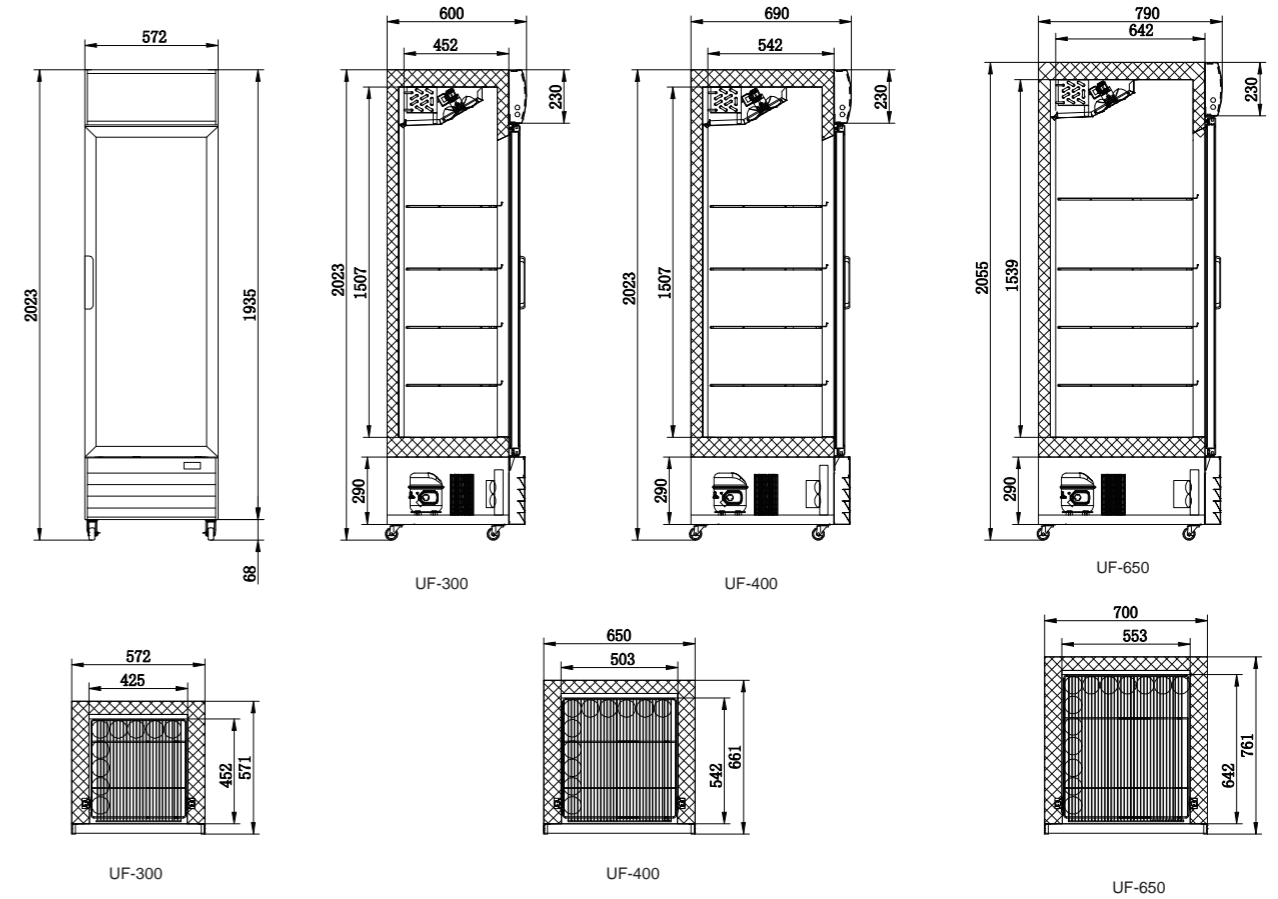
LGB-480S

*60ft height floor standing configuration suitable for cashiers or shelf ends.

⚡ -220V 50/60Hz,-110V/60Hz ❄️ R134a/R290 🌡️ ST,0~10°C

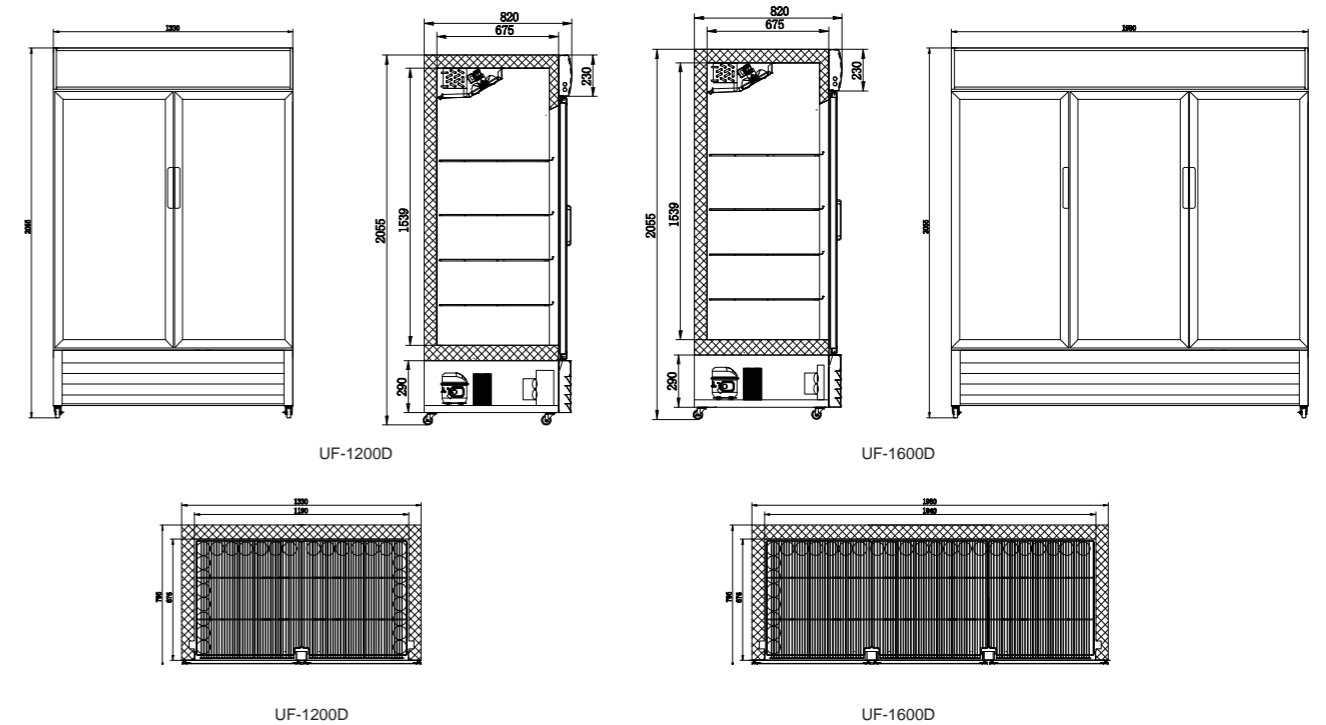
MODEL	Gross Volume(Liter/Cuft)	Net/Gross Weight(KG)	Product dimension(mm)	Packing dimension(mm)	Loading Qty (20'/40'/40'H)
LGB-240	252L/8.9cu.ft	80/92	596 X 535 X 1524	645 X 590 X 1623	36/78/78
LGB-480	525L/18.54cu.ft	127/142	1196 X 580 X 1560	1235 X 640 X 1620	13/28/28
LGB-480S	434L/15.32cu.ft	126/141	1196 X 535 X 1524	1245 X 575 X 1620	17/37/37

▶ Upright Display Freezer




-220V 50/60Hz, -110V/60Hz
 R290
 < -18°C

MODEL	Gross Volume(Liter/Cuft)	Net/Gross Weight(KG)	Product dimension(mm)	Packing dimension(mm)	Loading Qty (20'/40'/40'H)
UF-300	286L/10.1	104/109	572X600X2023	617X640X2080	27/54/54
UF-400	407L/14.4	120/125	650X690X2023	695X757X2080	24/51/51
UF-650	569L/20.1	138/144	700X790X2055	745X826X2120	24/48/48
UF-1200D	1225L/43.3	237/257	1330X820X2055	1380X870X2130	10/22/22
UF-1600T	1485L/52.4	325/350	1985X820X2055	2050X895X2120	6/13/13



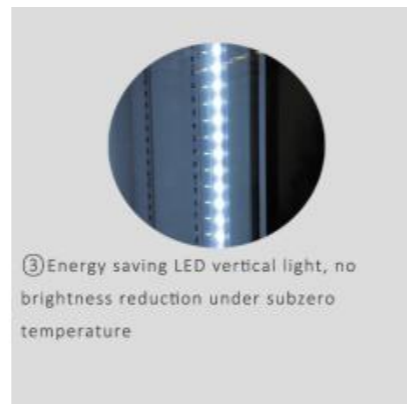
▶ Upright Freezer Features



① With sophisticated air channel to ensure -18°C temperature on all shelf



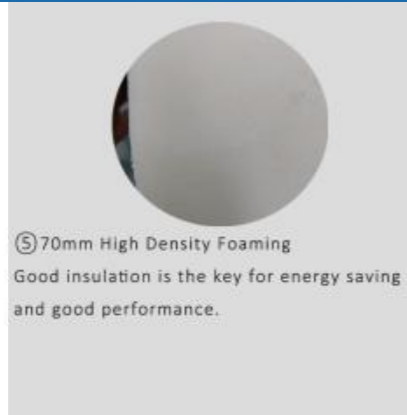
② Pressure Valve
The doors will be sucked when close because of cold air contraction. Pressure valve helps to balance the pressure quickly without losing much cold air.



③ Energy saving LED vertical light, no brightness reduction under subzero temperature



④ 3 panes energy saving glass, front side with electric heating film to avoid condensation



⑤ 70mm High Density Foaming
Good insulation is the key for energy saving and good performance.



⑥ High quality fin evaporator and condenser, robust freezing system



⑦ High efficient hot gas defrost system assisted with electric heater for drip plate and drainage

⑧ High quality compressor and motor, quite and efficient environment friendly refrigerant, HCFCs free products.

⑨ With digital controller



▶ Mini Bar Display Fridge



- * Design with simplicity & usability;
- * Anti-bacteria ABS interior ;
- * With self-closing door;
- * With hot gas evaporated drip tray;
- * High efficiency compressor, quite and efficient

-220V 50/60Hz, -110V/60Hz
 R134a/R600a
 ST, 0~10°C

MODEL	Gross Volume(Liter/Cuft)	Net/Gross Weight(KG)	Product dimension(mm)	Packing dimension(mm)	Loading Qty (20'/40'/40'H)
MB-25	23	17/18	350X410X482	385X475X550	288/600/600
MB-50	48	24/25	430X480X510	460X515X530	220/440/550
MB-80	80	26/28	475X475X714	515X520X734	132/276/276
MB-100	92	35/38	450X456X825	480X495X845	140/280/344

▶ Combi-island Freezer



- * Static cooling system with solenoid defrost system;
- * Flexible combination, modernized and stylish design ;
- * Energy saving heat reflection glass;
- * With digital thermostat;
- * With 12V water resistance LED light;
- * Front and back sliding glass door;

220V 50/60Hz,110V/60Hz
 R290
 < -18°C

MODEL	Gross Volume(Liter/Cuft)	Net/Gross Weight(KG)	Product dimension(mm)	Packing dimension(mm)	Loading Qty (20'/40'/40'H)
ZD-S185	600 /21.2	130/160	1450X850X860	1524X934X1010	12/24/24
ZD-E185	630 /22.3	130/160	1850X850X800	1903X934X935	12/24/24
ZD-E185	850 / 26.5	145/175	2100X850X860	2174X934X1010	12/24/24
ZD-L250	1050/37.1	165/200	2500X850X860	2574X934X1010	8/16/16

▶ Curved Door Chest Freezer



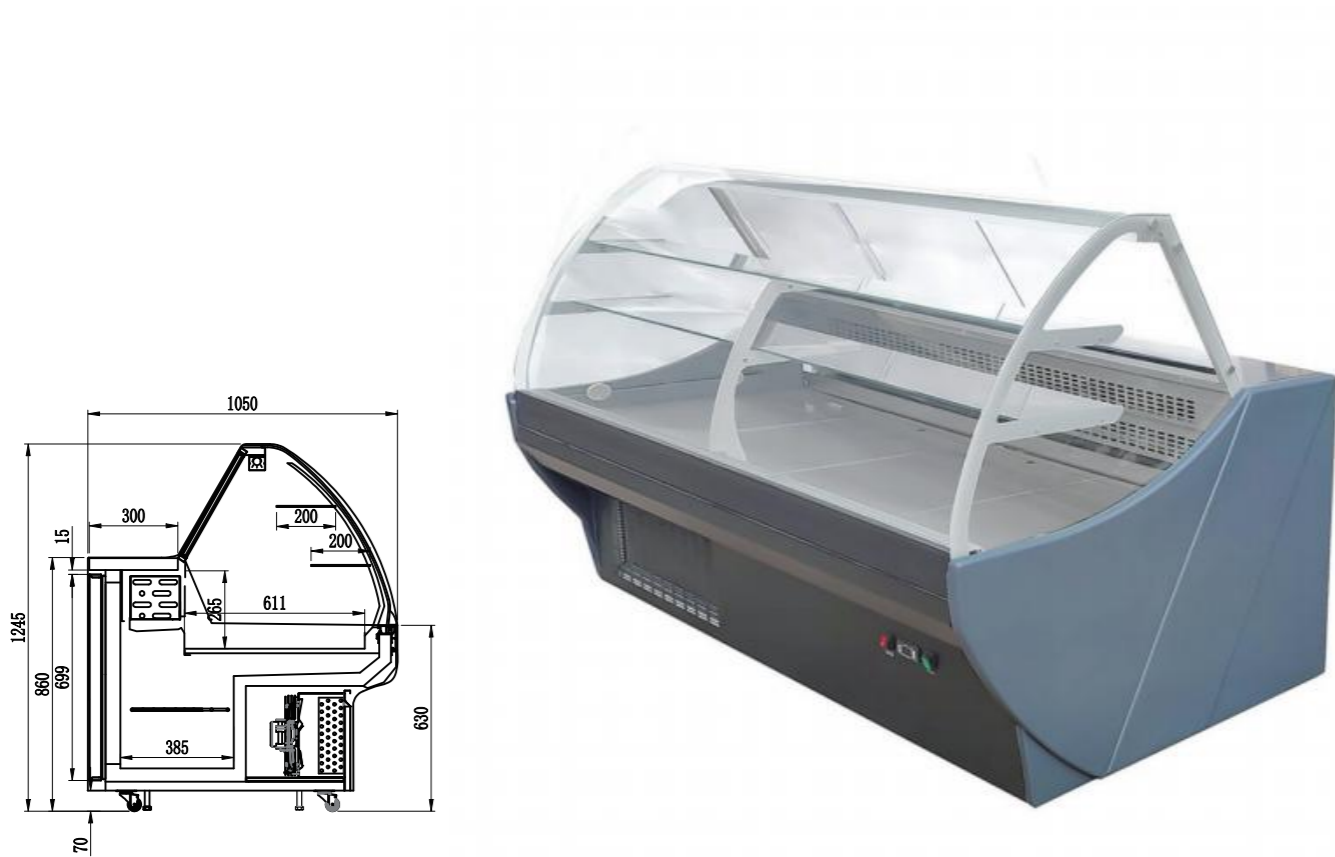
- * Maximize product exposure with curved glass
- * Can be grouped with multi-units in united row
- * Energy saving heat reflection glass;
- * With 4 wheels for easy deployment

-220V 50/60Hz,-110V/60Hz
 R290
 < -18°C

MODEL	Gross Volume(Liter/Cuft)	Net/Gross Weight(KG)	Product dimension(mm)	Packing dimension(mm)	Loading Qty (20'/40'/40'H)
CDIF-550	550 / 19.4	80/95	1425X750X780	1475X804X880	22/22/64
CDIF-750	750 / 26.5	102/107	2020X750X780	2075X804X880	14/28/42

*The temperature range is realistic inner temperture -5 to 5 degree, shelves display 2-10 degree.

▶ Deli Showcase



- * Static Gravity Cooling System, advanced cooling technology for fresher food preservation.
- * With under-counter refrigerator, saving space, energy and money.
- * With normal temp display shelves, maximize product exposure and utilize storage space
- * Optimized product dimension for more stuffing quantity in 40HQ container, saving your transportation cost.
- * Fresh cooling tech with no Fan

-220V 50/60Hz,-110V/60Hz
 R404a/R290
 ST,0~10°C

Model No	Outer size (LxWxH)(mm)	Packing size (LxWxH)(mm)	Loading Qty(20GP/40HQ)	Gross volume (L)	Gross weight (KG)
DC-1500	1500X1050X1220	1600X1150X1320	14/28	215L	160
DC-2000	2000X1050X1220	2100X1150X1320	11/22	350L	160
DC-2500	2500X1050X1220	2600X1150X1320	8/16	485L	200

▶ LD3-2Z(B)

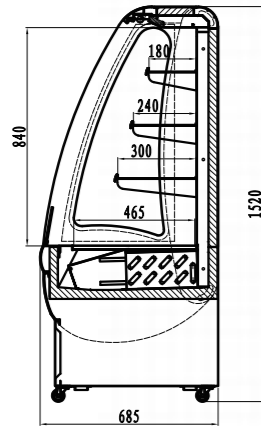


- * Custom designed for easy product access
- * Integrated vertical lighting in each post
- * Electronic temperature control with digital readout
- * Automatic defrost heated drain pan
- * Adjustable dual position shelves
- * High impact graphics available

-220V 50/60Hz,-110V/60Hz
 R404a/R290
 ST, 2-8°C

MODEL	Temp (°C)	Dimension(mm)	Vol (L)	Showcase Area (m2)	OperatingArea (w)	Weight (kg)	Loading (20GP/40GP/40HQ)
LD3-2Z(B1)	2~7	700x700x1420	170	0.55	1250	130	21/45/45
LD3-2Z(B2)	2~7	700x700x1420	170	0.55	1250	130	21/45/45

▶ LD3-2Z(D)

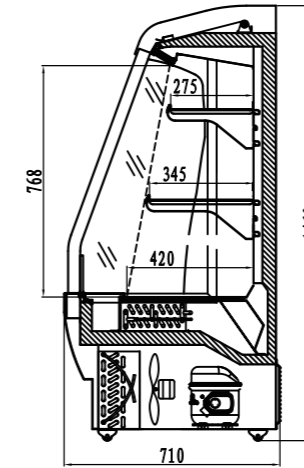


- * Air curtain for optimum cooling efficiency
- * Less heat exchange with ambience
- * Hot gas evaporation system
- * Energy efficient
- * Low maintenance condenser
- * Cassette system
- * Easy service

🔌 -220V 50/60Hz, -110V/60Hz ❄️ R404a/R290 🌡️ ST,2-8°C

MODEL	Temp (°C)	Dimension(mm)	Vol (L)	Showcase Area (m ²)	OperatingArea (w)	Weight (kg)	Loading (20GP/40GP/40HQ)
LD3-2Z (D1)	2~7	725x685x1460	220	0.57	1250	138	21/ 48 / 48
LD3-2Z (D2)	2~7	1024x685x1460	335	0.87	1900	155	15 / 32 / 32

▶ LD3-2Z(E)

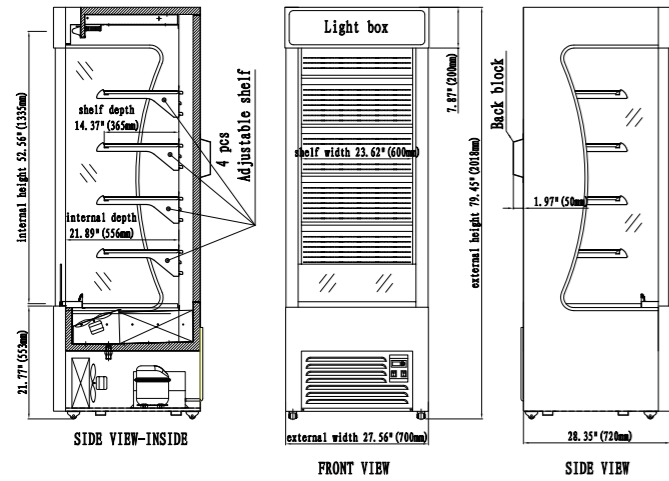


- * No-barrier ICM, products easily reached .
- * Attractive aesthetics generate impulse sales.
- * Branding opportunities increase impulse
- * Strong illumination
- * Night curtain & Energy Saving System (ESS) .
- * User-friendly servicing
- * Accurate temperature control
- * Frost-free evaporator
- * Plug-in refrigeration
- * Automatic defrost and condensate evaporation
- * Three adjustable shelves plus bottom shelf
- * Shelf supports can be fixed in inclined position

🔌 -220V 50/60Hz, -110V/60Hz ❄️ R404a/R290 🌡️ ST,2-8°C

MODEL	Temp (°C)	Dimension(mm)	Vol (L)	Showcase Area (m ²)	OperatingArea (w)	Weight (kg)	Loading (20GP/40GP/40HQ)
LD3-2Z (E)	2~7	655x710x1430	135	0.45	1200	105	24/ 48 /48

▶ LD3-2Z(C)

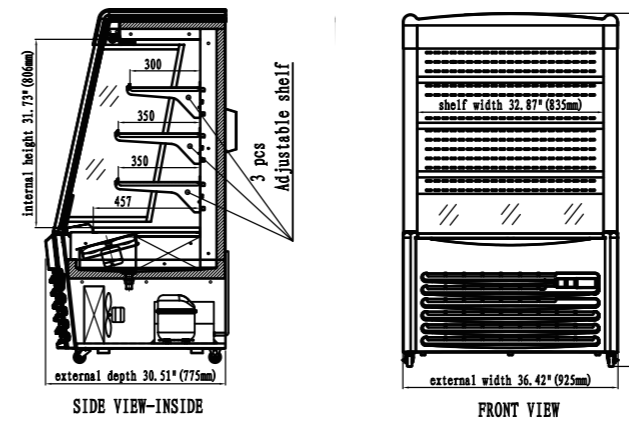


- * Custom Designed for easy product access
- * Integrate vertical lighting in each post
- * Electric temperature control with digital readout
- * Automatic defrost and heated drain pan
- * Pull down night curtain
- * Adjust dual position shelves
- * High impact graphics available
- * Air curtain for optimum cooling efficiency
- * Less heat exchange with ambience
- * Hot gas evaporation system
- * Energy efficient

🔌 -220V 50/60Hz,-110V/60Hz ❄️ R404a/R290 🌡️ N,2-8°C

MODEL	Temp (°C)	Dimension(mm)	Vol (L)	Showcase Area (m2)	OperatingArea (w)	Weight (kg)	Loading (20GP/40GP/40HQ)
LD3-2Z (C1)	2~7	700x720x2020	300	0.8	1200	160	21/ 45 / 45
LD3-2Z (C2)	2~7	900x820x2043	415	1.1	1750	210	12 / 26 / 26
LD3-2Z (C4)	2-7	1160x650x2070	375	1.46	2000	225	13 / 28 / 28

▶ Erina900

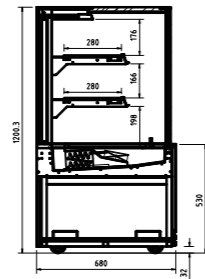


- * Air curtain for optimum cooling efficiency
- * Less heat exchange with ambience
- * Hot gas evaporation system
- * Energy efficient
- * Low maintenance condenser
- * Cassette system
- * Easy service

🔌 -220V 50/60Hz,-110V/60Hz ❄️ R404a/R290 🌡️ ST,2-8°C

MODEL	Temp (°C)	Dimension(mm)	Vol (L)	Weight (kg)	Loading (40HQ)
Erina900	2~10	920x847x1510	250	105	24

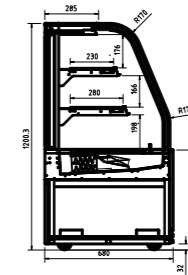
▶ Cake Showcase(2 shelf square)



-220V 50/60Hz,-110V/60Hz
 R134a
 ST,0~10°C

MODEL	Dimension(W*D*H)mm	Packing dimension(mm)	Shelf number	Loading Qty(40HQ)
FCD3-S0.9	900*680* 1200mm	1020*740*1320mm	2	66
FCD3-S1.2	1200*680* 1200mm	1320*740*1320mm		54
FCD3-S1.5	1500*680* 1200mm	1620*740*1320mm		44
FCD3-S1.8	1800*680* 1200mm	1920*740*1320mm		36
FCD3-S2.0	2000*680* 1200mm	2120*740*1320mm		32

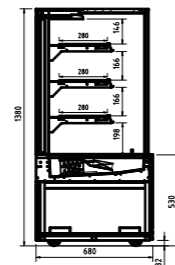
▶ Cake Showcase(2 shelf curve)



-220V 50/60Hz,-110V/60Hz
 R134a
 ST,0~10°C

MODEL	Dimension(W*D*H)mm	Packing dimension(mm)	Shelf number	Loading Qty(40HQ)
FCDA3-C0.9	900*680* 1200mm	1020*740*1320mm	2	66
FCD3-C1.2	1200*680* 1200mm	1320*740*1320mm		54
FCD3-C1.5	1500*680* 1200mm	1620*740*1320mm		44
FCD3-C1.8	1800*680* 1200mm	1920*740*1320mm		36
FCD3-C2.0	2000*680* 1200mm	2120*740*1320mm		32

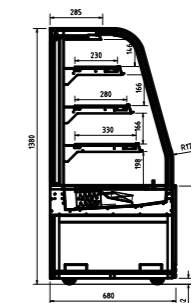
▶ Cake Showcase(3 shelf square)



-220V 50/60Hz,-110V/60Hz
 R134a
 ST,0~10°C




MODEL	Dimension(W*D*H)mm	Packing dimension(mm)	Shelf number	Loading Qty(40HQ)
FCD4-S0.9	900*680* 1380mm	1020*740*1500mm	3	35
FCD4-S1.2	1200*680* 1380mm	1320*740*1500mm		27
FCD4-S1.5	1500*680* 1380mm	1620*740*1500mm		22
FCD4-S1.8	1800*680* 1380mm	1920*740*1500mm		18
FCD4-S2.0	2000*680* 1380mm	2120*740*1500mm		16

▶ Cake Showcase(3 shelf curve)



-220V 50/60Hz,-110V/60Hz
 R134a
 ST,0~10°C

MODEL	Dimension(W*D*H)mm	Packing dimension(mm)	Shelf number	Loading Qty(40HQ)
FCD4-C0.9	900*680* 1380mm	1020*740*1500mm	3	35
FCD4-C1.2	1200*680* 1380mm	1320*740*1500mm		27
FCD4-C1.5	1500*680* 1380mm	1620*740*1500mm		22
FCD4-C1.8	1800*680* 1380mm	1920*740*1500mm		18
FCD4-C2.0	2000*680* 1380mm	2120*740*1500mm		16



Standard Features

- * 220V 50/60Hz R134A
- * Mirror Stainless Steel Exterior and Interior
- * Adjustable Stainless Steel Shelves With Tempered Glass panel
- * Tripple Layer Curved Glass With Front Heater (curve)
- * Double Tempered Glass heating film Glass (square)
- * Led Lighting
- * Digital Controller
- * Famous Brand Compressor
- * Full Copper Pipe Fin Type Evaporator And Condenser
- *2~10℃ Ventilate Cooling System At 32℃ Condition
- *Plywood Seaworthy Packaging

Optional Features

- * R404a Gas
- * Front Open Sliding Door
- * Marble base
- * Non-refrigerated showcase
- * Warm showcase
- * Warm/cool dual use showcase



▶ Ice cream showcase



-220V 50/60Hz,-110V/60Hz

R404a

<-18°C

MODEL	Gross Volume(Liter/Cuft)	Product dimension(mm)	Packing dimension(mm)	1/3 PAN QTY	Loading Qty (20'/40'/40'H)
QW-BB-8	227/8	842*1116*1267	915*1156*1400	8	12/24
QW-BB-10	282/9.95	1012*1116*1267	1085*1156*1400	10	10/20
QW-BB-12	338/11.94	1182*1116*1267	1255*1156*1400	12	8/18
QW-BB-14	393/13.87	1352*1116*1267	1425*1156*1400	14	8/16
QW-BB-16	448/15.82	1522*1116*1267	1595*1156*1400	16	6/14

-220V 50/60Hz,-110V/60Hz

R404a

<-18°C

MODEL	Gross Volume(Liter/Cuft)	Product dimension(mm)	Packing dimension(mm)	1/3 PAN QTY	Loading Qty (20'/40'/40'H)
QV-BB-8	247/8.72	880*1140*1300	950*1180*1430	8	12/24
QV-BB-10	307/10.84	1050*1140*1300	1120*1180*1430	10	8/18
QV-BB-12	367/12.96	1220*1140*1300	1290*1180*1430	12	8/18
QV-BB-14	427/15.07	1390*1140*1300	1460*1180*1430	14	8/16
QV-BB-16	487/17.19	1560*1140*1300	1630*1180*1430	16	6/14



-220V 50/60Hz, -110V/60Hz
 R404a
 <-18°C

MODEL	Gross Volume(Liter/Cuft)	Product dimension(mm)	Packing dimension(mm)	1/3 PAN QTY	Loading Qty (20'/40'/40'H)
QD-BB-8	247/8.72	880*1093*1350	950*1140*1480	8	12/24
QD-BB-10	307/10.84	1050*1093*1350	1120*1140*1480	10	10/20
QD-BB-12	367/12.96	1220*1093*1350	1290*1140*1480	12	8/18
QD-BB-14	427/15.07	1390*1093*1350	1460*1140*1480	14	7/16
QD-BB-16	487/17.19	1560*1093*1350	1630*1140*1480	16	6/14

Optioned Features 产品可选配置



High Quality Anti-UV Branding sticker can be optionally applied on Canopy, side, top, glass door, etc.
 高品质抗紫外线机身广告贴画，可贴于灯箱，两侧，顶部，玻璃门等部位。

LED Energy saving lighting solution (T8 tube, Hard strip light, Flexible strip light, RGB colorful light)
 LED灯，省电耐用 (1, 灯管 2, 灯条 3, 灯带 4, RGB变色LED)



Aluminum Door Frame, stainless steel door frame, a premium choice.
 铝合金门框，美观高档

Logo, asset label is customizable in different materials, size and position to apply.
 LOGO及资产标签可根据客户要求定制不同材质，尺寸及安装位置。



Optioned Features 产品可选配置



Power on/off switch can be optionally place in the front that allows operators switch off the cooling function easily.
电源开关。可选择单独关闭制冷功能。

Extra shelf, shelf price tag trip, and shelf decoration.
层架分隔栏。价格条。



We have different handle matching with different door frame.
不同拉手。为你度身定做最佳开门手感。



LCD transparent screen on glass door when the LCD is turned on. It can play video, audio, without blocking the product inside the fridge.

LCD高科技透明显示屏，动态视频音频展示的同时可观察冰柜内产品。



Optioned Features 产品可选配置



Different frame colors
不同门框颜色

Stainless steel material
不锈钢材质



Digital controller
电子温控器

Remote control lock
遥控锁、温控锁



*Optional features may result in extra cost and higher MOQ.

*可选项会带来额外成本和更高起定量要求