

# Specification Sheet

Picture:



Name: — — — Common 360 Wall Lamp

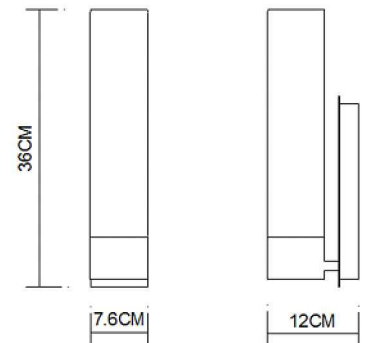
Code: — — — 1535

Finish: — — — Polished+Opal


Main Material: — — Stainless steel

Shade Material: — Opal Glass

Product size:



Lamp Source: 2G11

Wattage:  1x24W

Input Voltage: 220~240 V

Lumen: 1800 lm

Switch: Na

Energy Efficiency Class:

Plug: Na

Specification:



Inner Box:

Gross Weight: 8 KGS

235\*145\*400(mm) 1pc

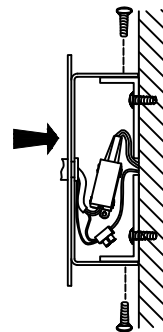
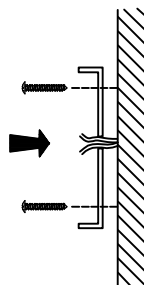
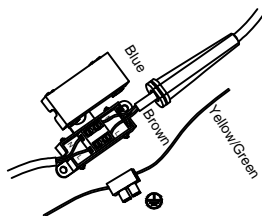
Net Weight: 6 KGS

Outer Carton:

490\*310\*425(mm) 4pcs

Cable Length / Terminal Block:

Installation Instruction:



size: 230\*55\*25

